



# Border Cricket Annual Report 2015/16



**BORDER  
CRICKET**





# Vision for Border Cricket

Border Cricket will be a world-class community-based sports organization serving the needs of our cricket community by producing personal greatness and cricket excellence at all levels.

## Border Cricket Values

Border Cricket embraces the following values in support of our vision.

The Ranking of Values was decided as follows:

1. Personal commitment and Excellence
2. A Goal-directed and action-orientation
3. Transparent and accountable Governance
4. The true spirit of Sportsmanship
5. Non-racist and non-sexist Inclusivity

## Cornerstones (or building blocks) of the vision

A dynamic and Unique Brand with strong heritage.  
A World-class, integrated Cricket Development Programme.  
Strong Partnerships with key community and government leaders.  
Financial Stability strongly backed by loyal sponsors.  
Appropriate Cricket Facilities which are fully utilised and well maintained.



# Border Cricket NPC - 2015/2016

**T. Ganda**  
President



**S. Ndzundzu**  
Vice President



## HON. LIFE VICE PRESIDENTS



**R. K. Muzzell**



**G. A. Minkley**



**S. Ngcaba**

## DIRECTORS



**T. Ganda**



**S. Ndzundzu**



**C. Hartland**



**S. Moore**



**M. Smith**



**U. Madia**



**Z. Dweba**



**J. Naidoo**  
\*resigned



**P. Elworthy**



**T. Boo (CEO)**



# Full-time Staff

|                      |  |                    |                                    |
|----------------------|--|--------------------|------------------------------------|
| <b>Bongco, S</b>     | Front Office Assistant                 | <b>Mqeni, T</b>    | Cleaner                            |
| <b>Booi, R</b>       | High Performance Coach                 | <b>Mtushe, M</b>   | Grounds Assistant                  |
| <b>Booi, T</b>       | Chief Executive officer                | <b>Muller, D</b>   | Amateur Cricket Manager            |
| <b>Bota, S</b>       | Grounds Assistant                      | <b>Musto, S</b>    | Peformax Administrator             |
| <b>Coko, P</b>       | Function Assistant                     | <b>Nel, A</b>      | Head Groundsman                    |
| <b>Fortuin, S</b>    | Stadium Manager                        | <b>Nel, F</b>      | Maintenance                        |
| <b>Gege, M</b>       | Hub Coach                              | <b>Nkanjeni, N</b> | Office Assistant                   |
| <b>Gigaba, U</b>     | Grounds Assistant                      | <b>Pepper, R</b>   | Customer Liaison Officer           |
| <b>Gxanga, C</b>     | Grounds Assistant                      | <b>Plaatjes, F</b> | Coach (High Performance & Academy) |
| <b>Gxanga, E</b>     | Grounds Assistant                      | <b>Rodze, E</b>    | Finance Manager                    |
| <b>Hlatuka, S</b>    | Hub Coach                              | <b>Simbine, A</b>  | Bookkeeper                         |
| <b>Jacobs, R</b>     | Front Office Assistant                 | <b>Sibaca, L</b>   | Schools Cricket Co-ordinator       |
| <b>Krause, C</b>     | Club Cricket / Administrator           | <b>Stokwe, M</b>   | Hub Coach                          |
| <b>Mahobe, Q</b>     | Cook                                   | <b>Tom, B</b>      | Hospitality Manager                |
| <b>Manase, L</b>     | Hub Coach                              | <b>Tom, U</b>      | Grounds Assistant                  |
| <b>Mathanga, N</b>   | Kitchen Assistant                      | <b>Tshona, MK</b>  | Hub Coach                          |
| <b>Mcanyangwa, N</b> | Cleaner                                | <b>Turner, A</b>   | Grounds Assistant *Resigned        |
| <b>Mfenqe, MM</b>    | Mini Cricket & Facilities Co-ordinator | <b>Weimann, BH</b> | PA to CEO/PR & Communications      |
| <b>Mfiki, A</b>      | Hub Coach                              | <b>Zepe, N</b>     | Head Chef                          |
| <b>Moko, M</b>       | Cook                                   |                    |                                    |



# Contents

|  |    |
|--|----|
| Directors  | 2  |
| Full time staff                                    | 3  |
| Agenda for Annual General Meeting                  | 5  |
| Minutes of the 6th Annual General Meeting          | 6  |
| President's Report                                 | 10 |
| Chief Executive Officer's Report                   | 12 |
| Review of the Season                               | 13 |
| PR and Communications                              | 15 |
| Prize Winners At End of Season Awards Presentation | 17 |
| Hospitality  | 19 |
| Grounds  | 21 |
| Stadium and Facilities                             | 23 |
| Amateur Cricket                                    | 24 |
| Semi-Prol Team                                     | 25 |
| Rural Cricket                                      | 29 |
| Schools Cricket                                    | 31 |
| Middledrift Cricket Board                          | 34 |
| Peddie Cricket Board                               | 35 |
| Border Women's Cricket                             | 36 |
| Umpires  | 37 |
| Scorers  | 38 |
| Border Cricket Board Statistics                    | 41 |
| Appendices:  |    |
| Financial Statements of:                           | 51 |
| * Border Cricket NPC                               |    |
| * Cricket Eastern Cape (Pty) Ltd.                  |    |



# AGENDA

**ANNUAL GENERAL MEETING OF BORDER CRICKET (NPC)**  
**TO BE HELD IN THE BLUE ROOM, BUFFALO PARK CRICKET STADIUM, EAST LONDON**  
**ON THURSDAY, 28 JULY 2016 AT 17:00**

| ITEM #   | ITEM  | RESPONSIBLE      |
|----------|---|------------------|
| <b>1</b> | <b>Opening</b>  | <b>President</b> |
| 1.1      | Welcome, apologies & announcements                          |                  |
| 1.2      | Obituaries  |                  |
| 1.3      | Confirmation of Agenda and Notice of meeting                |                  |
| <b>2</b> | <b>Previous AGM held on 6 August 2015</b>                   | <b>President</b> |
| 2.1      | Adoption of minutes   |                  |
| 2.2      | Matters arising from previous meeting                       |                  |
| <b>3</b> | <b>President's address</b>                                  | <b>President</b> |
|          |   |                  |
| <b>4</b> | <b>Business of the Annual General Meeting</b>               | <b>Various</b>   |
| 4.1      | Presentation of the Summary Annual Financial Statements     | (Annexure A)     |
| 4.2      | Presentation of the Directors' Report                       | (Annexure B)     |
| 4.3      | Presentation of the Audit and Risk Committee Report         | (Annexure C)     |
| 4.4      | Presentation of the Social and Ethics Committee Report      | (Annexure D)     |
| 4.5      | Amendments to the MOI                                       | (Annexure E)     |
| 4.6      |   | (S/resolution 1) |
| 4.7      | Alignment of Members' MOI to that of the Company            | (S/resolution 2) |
| 4.8      | Directors' remuneration                                     | (S/resolution 3) |
| 4.9      | Appointment of independent auditors                         | (O/resolution 1) |
| 4.10     | Authorising the Audit & Risk Committee to determine         |                  |
| 4.11     | the Auditors' remuneration and terms of engagement          | (O/resolution 2) |
| 4.12     | Authorising the Audit & Risk Committee to source and        |                  |
| 4.13     | recommend a single audit firm to be appointed by CSA        |                  |
|          | and Members   | (O/resolution 3) |
|          | Ratification of term, election and appointment of Directors | (O/resolution 4) |
|          | Appointment of Audit and Risk Committee and                 |                  |
|          | its Chairperson   | (O/resolution 5) |
|          | Termination of Membership                                   | (O/resolution 6) |
| <b>5</b> | <b>Conferral of Life Membership</b>                         | <b>President</b> |
|          |   |                  |
| <b>6</b> | <b>Closure</b>  | <b>President</b> |

**NOTICE OF ANY GENERAL BUSINESS TO BE DISCUSSED MUST BE IN WRITING AND REACH THIS OFFICE BY FRIDAY 15 JULY 2016.**

**MINUTES OF THE SIXTH ANNUAL GENERAL MEETING OF THE ABOVE COMPANY HELD IN THE BLUE ROOM,  
 BUFFALO CITY PAVILION, BUFFALO PARK, EAST LONDON, ON THURSDAY 06 AUGUST 2015 AT 17:45**

**FINAL MINUTES**

**PRESENT:** As per the attendance register and per legibility of the signed attendance register

**MEMBERS:**

Healdtown

Alice

Middledrift

East London East

East London West

Schools

Scorers

Peddie

Queenstown

Umpires

Rural Cricket

Women

**REPRESENTED BY:**

Mr S Sigila

Mr S Ndzima

Mr K Tshapu

Mr S Beyer

Mr L Ngece

Mr C Makhasi

Ms N Dickmolo

Mr S Jack

Apologised

Mr M Macanda

Ms Z Papu

**DIRECTORS:**

Chairman

CEO

Chairman of Finance

Non-Independent Director

Mr T Ganda

Mr T Boo

Mr S Moore

Rev C Hartland

Finance Manager

Ms E Rodze

Scribe/Front Office Administrator Ms S Bongco

**1. Presentation of Delegates Credentials**

Ten out of fourteen members were present

**2. Opening Prayer & Welcome – TG**

Rev. Hartland opened the meeting with a prayer

The President welcomed everyone to the sixth Annual General Meeting. He stated that the meeting was to deal with issues pertaining to the AGM, unless any other pressing issue arose. He said that he anticipated a good season ahead due to the fact that both Government and CSA had confidence in Border Cricket. The Government was putting plans in place to assist Rural Cricket and so we need to maintain good performances. He called on all Border clubs and regions to plan and be ready to apply for Lotto funding.

**3. Notice Convening the Meeting**

The notice of the meeting was read by the Vice President, Mr. Simphiwe Ndzundzu

**4. Apologies**

- Umpires – Mr D. Arkeldien
- Director – Mr J. Naidoo



## 5. Personalia

*(Taken from the minutes of the meetings from 21 August 2014 to present)*

### 5.1 Obituaries

- Mr Sigila - ex Board Member
- Dr Richard Stretch
- Mr Douglas Maku
- Ms Nomsa Mawu
- Mr Ntsiki Mpali
- Mr Jerry Ntantiso
- Master Lutho Mateni
- Rev Hartland's wife
- Mr Norman Minaar
- Mr Mario Saliwa
- Mr Clive Rice
- Frans Nel (staff) lost his mother
- Ashley Nel (staff) lost his mother
- Edma Ntinkinca – SA stalwart passed in January.

A moment of silence was observed

### 5.2 Other

- Mkhululi Calane was recognized as Rural Cricketer of the season at the CSA Awards 2015
- Mr. Shephard Ngcaba received the Khaya Majola Lifetime Achievement Award at the CSA Awards 2015
- Abongile Sodumo's retirement as player and Captain of Border Cricket would not be a total loss to cricket as he would be pursuing umpiring
- Jerry Nqolo has been named as the Border Cricket Captain
- Anita Simbine (staff) gave birth to a baby boy on 16 February 2015.

## 6. Confirmation of the Minutes from the Previous meeting: 22 August 2013

Corrections: Page 1 under Attendance:

- 6.1 At the previous AGM, Healdtown was represented by Mr. Sigila and not Mr. Dlepu.
- 6.2 Ms. Dlepu was in attendance representing Women's Cricket.
- 6.3 Mr. Tshapu represented Middledrift (not Mr. Badi),
- 6.4 Mr. Beyer had represented East London West and not Mr. Emmerson as stated in the minutes.

With the above corrections, the minutes were confirmed as a true record, proposed by Mr S Beyer and seconded by Miss N Dickmolo

## 7. Approval of the audited Annual Financial Statements 30 April 2015

Mr S Moore presented the financials as at end of the financial year.

- 7.1 Page 1 was the list of Directors which had been updated.
- 7.2 Paragraph 3 on page 3, highlighted the Directors' Responsibilities and Approval which Management would have to sign.
- 7.3 Page 4 and 5 were documents from PWC.
- 7.4 Page 6. These were events after the reporting period. There are currently discussions regarding Kei Cricket so no mention is made of them in these statements.
- 7.5 Page 7, was financial information. Non-current assets totaling R 4 million and had decreased slightly from the previous financial year.
- 7.6 Investment in associate, we made a profit (R 356 656) from our investment with Cricket Eastern Cape.
- 7.7 Interest bearing receivable, trade and other receivables (note 7 on page 17) reason for major increase for R 800 000, was the 13th payment from CSA and the 14th payment was not yet finalised.
- 7.8 Page 7, under cash and cash equivalents, we were at a far better position, sitting at R 14.6 million against the prior year of R 1.8 million.
- 7.9 Total assets amounted to R 24 million against previously R 9.9 million
- 7.10 Finance lease, we purchased two new vehicles during the financial year.
- 7.11 R 1.1 million for Kei Cricket inter-company, still owe them R 1.1 million, and were holding funds on their behalf
- 7.12 Bank overdraft was at R 917 320 as opposed to R 2 million from the prior year.

- 7.13 Page 8, the total revenue had increased significantly from R 14 million to R 23 million.
- 7.14 Gross surplus had increased to R 21 million and was R 13 million from the previous year
- 7.15 Operating income of R 407 216 as opposed to the previous loss of R 2.7 million in the previous year
- 7.16 Share of profit in associate, made a profit of R 257 150 against a loss of R 989 150 from the previous year
- 7.17 A profit of R 356 401 would be made for this financial year. This was a far better position than the previous year.
- 7.18 Page 10 was the statement of Cash Flows with the net cash from operating activities at R 14.8 million against the previous R 1.5 million loss.
- 7.19 Net increase in cash, cash equivalents and bank overdrafts was R 14 597 137 million.
- 7.20 Net increase in cash R 14.5 million, with a positive cash balance of R 13 million
- 7.21 TB said that last year CEC was raised as a serious concern, which affected us by R 900 000 and we relooked at a number of things to try and raise a profit. The biggest challenge was still that CEC did not have a sponsor for the new season, although the directors had decided on a few interventions. If CEC did not find a sponsor, we need to find R 2.5 million somewhere.
- 7.22 The money from Tshabo was deferred income (R 12 million) similar to a trust account, and left it off the profit. The bank would have its own balance, but in the deferred income would balance it off.

The financials were proposed by Mr Moore and seconded by Mr Macanda.

## **8. Report from the President**

The report had been distributed to the members prior to the meeting and was included in the pack.

Mr Ganda went on to express that there is a need to revive Queenstown facilities and named facilities there that were “white elephants”. In rural areas pitches need to be ready in preparation for future fixtures to be played there. We need to produce a quality team that we can send to Rural Week and not send a team just for the sake of submitting. We can host many recreational activities in the form of festivals and tournaments in rural areas for the young and aged alike. We need to show appreciation for the aged in the Border Area.

As custodians of the Joint Venture Program, Border needs to be in the know about what is going on at Fort Hare. We must be in charge of programs at academies.

### **8.1. Comments and questions from the members:**

Mr Ngece asked about the Lotto project, as he is new to the structure and could not make it to the Indaba, to where the funds were allocated to, so he is able to answer when asked.

Mr. Ganda responded by saying he would get all the information he needed regarding this from the office and so would anyone else who wished for this information

Mr Ngece also asked that since funding was given by Lotto to Border and there was still work that was not complete, how would it affect our future applications.

Mr Ganda said that we had received funding of R 13 million for the Tshabo projected, which is managed by Border (employed by Lotto) is proof that Lotto has full confidence in Border. Outstanding projects will be completed and we are free and welcome to apply and we qualify to do so. The relationship between Border and Lotto has since been amended.

Mr Ngece went on to ask if the concrete pitches erected during the period of 1997 – 98 that were falling apart were a concern to Border Cricket.

Mr Ganda said that bilateral leaders in the affected regions must meet and discuss the concern.

a) Geopolitical Demarcation (Issue raised by Mr M Macanda)

A meeting comprising of Border, EP, Kei and CSA delegation will be held in the near future, Border Kei and EP will become one structure. This is per SASCOC demands. Currently there are 13 affiliates and this must be reduced to 9 by September 2016. In the next ECSC meeting, the Eastern Cape must be represented by one structure.



## 9. Confirmation of the Directors

### a) Appointment of the Nominations Committee

Mr. Booie named all of the current directors.

Three vacancies will need to be filled in the next year. Finding suitable candidates was proving to be difficult and Mr Naidoo would also be relocating at the end of the year. The board had also suggested a way of evaluating board members. PWC feels that a structure is needed to appoint board members. As a model and recommendation, CSA also uses a nominations committee that recommends individuals to the board. Hence the Terms of Reference were recommended. The nomination process will need be aligned to that of CSA and be part of good governance

### 9.1 Comments and questions from the members

Mr. Macanda asked if the evaluation cannot be done without a nominations committee. Mr. Ganda responded by saying that it will be, we just need to let the process take its course.

Mr. Beyer wanted to know that, taking 1.1 of the TOR into consideration, will the Nominations committee take over this forums responsibility and should not this forum have a say in appointing directors? Mr. Macanda agrees that this forum should have a say in the appointment of directors. Mr. Ganda said that a provision for this will be seen to. On this matter Mr Mike Smith questioned if the document can be amended or if it is to be accepted as it is and the Chairperson replied that we first need to allow the process to commence and not make any changes straight away and allow nominations to come on board.

**The meeting agreed to accept the TOR to nominate a nominations committee and to move ahead with the TOR.**

## 10. Confirmation of the Auditors

Esther Rodze stated that the Auditors still have one more year to work with us.

Mr. Ganda said that as of next year CSA is looking at centralizing and recommending auditing services in order to negotiate fair prices for all unions. The practicability of this will be reviewed every year, whether or not we are able to support local businesses.

### 11. Date of next meeting

This needs to be a month before the CSA AGM and will be communicated in due course.

### 12. Kei Cricket issues

When CSA requested a tax clearance from SARS It was found out that Funds from BCCI were withheld. Both unions were given a chance to sort things out. Border has nothing against the responsibility of Kei. We do so voluntarily, but Kei must be willing also.

### 13. Closure and Prayer

The President wished everyone a safe journey home.

The meeting closed with a prayer (19:45)

Confirmed:

.....  
Chairman – Border Cricket NPC

# PRESIDENT'S REPORT

## TANDO GANDA

### Introduction

Greetings to all of you ladies and gentlemen!

I am presenting a report to you so that we can all reflect on how Border Cricket has performed in the period starting July 2015 to June 2016. I wish we could all participate, in the compiling of this report but unfortunately that is not our norm as yet. Perhaps we should consider having such a practice in the near future, but nothing stops us from interacting with this report as of now.

### Structures

#### Border Cricket

- **Nomination and appointment:**

The nomination and appointment process of directors onto the board must be strictly adhered to. Currently, the office of the CEO assisted by the President has been doing so well for Border Cricket. Members are continuously failing to fulfill their responsibilities of nominating prospective directors. We as the organisation need to monitor closely the operations of the members and provide support as much as is needed by the members. I have requested/instructed the CEO to allocate one of the officials to monitor and support our members. Also; the CEO might use our veterans to revive; sustain and empower our structures so that we ensure that Border Cricket has a future.

- **Composition**

We currently have a well-balanced Board in term of skills and demographics. The challenge is to retain the talent we have and make sure that they are well informed about our cricketing activities. Border cricket must urgently consider empowering both our member representatives and directors with governance programmes.

- **Performance:**

The Board has undertook an assessment process with a private company and the results show that we are on point though there are issues that need attention.

#### Member Structures

- **Affiliation and subscription:**

Our members are not complying with our MOI in terms of subscriptions and meeting affiliation requirements. One would say they are not in good standing with the organisation hence the need for monitoring and support. I suspect that leadership at member level must be capacitated and be informed of the implications of not being in good standing. The inefficiency and ineffectiveness of the structures would make it very difficult for Border Cricket to run programmes like distributing facilities; equipment; resources which include financial resources and any other compliance factor from CSA or government e.g. geo-political demarcation process.

- **Alignment:**

Border Cricket is expected to mirror Cricket South Africa and we are not 100 % in terms of what we have operationally. The alignment of our structures needs a very radical and urgent movement. I am still to see a MOI from one of our structures which reflects the MOI of Border Cricket. If that is true, then our structures are doomed to fail and the whole system at Border Cricket is a disaster in waiting.

- **Accountability:**

Members are not accounting to Border Cricket when required to do so by the Board. Members do not submit reports using templates given to them. This makes me feel strongly that leadership at that level is not performing as expected.

### Facilities

#### Municipality facilities:

Border Cricket must sustain good working relations with all the municipalities so that the municipalities provide us with facilities continuously and adequately. It is the mandate of local government to provide facilities. Hence, I suggest that all of our structures must forge good working relations with municipalities especially their employees.

#### Rural Major Facilities:

Members that own their facilities must also forge links with their municipalities to get assistance with maintenance. However, this is not to suggest that Border Cricket must not intervene and provide support as we all know that the very municipalities struggle with service delivery.

#### Concrete Pitches in the villages:

The condition of the concrete pitches in the villages needs much attention. It is a fact that Border Cricket built these facilities with assistance from sponsors. It is also a fact that to provide facilities is the mandate of local government but if we wait for municipalities, cricket will never produce results. Border Cricket must assist members to ensure access to quality facilities for our cricketers especially those that are in the far lying places as unemployment and poverty is the order of the day in such areas.

### Tournaments and Festivals

#### National Tournaments and Festivals:

We have been sending our teams to the tournaments and festivals, but I want to believe that we must improve on quality. We must be concerned about the cricketing future of our boys and girls. The fact that we produce one or two cricketers for the upper levels is not enough. Hence I suggest we do all we can to be concerned with both quality and quantity of the cricketers we produce.



### Provincial programmes

We need to improve both quality and quantity on our provincial tournaments and festivals. We must partner with the various stakeholders in ensuring that we get the best out of these provincial programmes. The fact that the economic climate in the Eastern Cape is not improving in any way does not imply that we must fold our arms and claim that all is lost. Partnering with business will always be the way to go for Border Cricket to run tournaments and coaching clinics for our boys and girls.

### Regional programmes

Vibrant regional structures capable of initiating and running successful tournament and clinics in the various regions is what we need. The regional programmes might not come at a cost as one would suggest.

### Schools Cricket and Mini Cricket

Some people at Border Cricket might be satisfied with what our schools are doing or producing but the view of the general public, especially people who were once involved, speaks differently. This to me suggests that we as Border Cricket, are satisfied with our mediocre performance. We do not include the view of the public when evaluating our performance. I am still to see a document with names of the people leading our regional school structures together with the regional programmes like league fixtures and results. If this is very difficult for the Board to be in possession of such information, then it would be worse with people to whom we must account. I am aware that this report is a public document, but I feel we owe our people a genuine account. In short; our school programmes are not performing how they did ten years ago, instead we have gone down.

### Academies

The Joint Venture Programme at Fort Hare is doing well but I must confess that I am jealous that it is accommodating cricketers from outside the province. This suggests that we are not exploiting opportunities at our disposal. We must win the competition with other provinces in terms of enrolling more cricketers with that programme and of course those enrollments must be on merit. Border Cricket should consider very seriously the issue of running its own academy which will be sustainable and self-reliant. This might be a school for the young boys and girls at a cost to the parents and supported by business.

### CRICKET EASTERN CAPE

The Warriors are still without a team sponsor and that affects the shareholders directly as they had to bail out Cricket Eastern Cape with a million rand each. I am afraid this might be a need even in the new financial year, not unless there is intervention from business or Government. The shareholders have the task of reviewing their agreements as the need for that has been necessitated by developments at shareholder level and the Companies Act. Border Cricket nominated Mr. John Ross Smith and Mrs. Nothemba Mlonzi as independent directors at CEC. Mrs. Mlonzi relocated to Gauteng and was unavailable for meetings and Mr. Ross- Smith has recently relocated to the Western Cape. This means that Border Cricket must urgently replace the two directors urgently.

### CRICKET SOUTH AFRICA

CSA amended its MOI last year and we must align with it by the next Border Cricket AGM. Other than that; more of what is happening at CSA will be communicated after the CSA members' Council.

Thank You All



# CHIEF EXECUTIVE OFFICER'S REPORT

## THANDO BOOI

### CEO's Annual Report

It is with great pleasure to present the CEO's report for the 2015/16 season. Having been in the office for three years it is a great honour to lead such a dynamic team.

Unfortunately the Border semi-professional team did not retain their One-Day title this season, however there were numerous individual prizes awarded at our awards dinner. This season it was the Border women's team that won their first silverware, a shield for winning the T20 Coastal League. We hope that they will receive many more trophies, well done ladies!

The Premier League was very exciting this season and congratulations to Old Selbornians who ended top of the log and represented Border at the Club Championships in April.

Congratulations must go to all our achievers in particular the Captain and Player of the Season, Martin Walters, who also received the Batsman of the Season award. Border's national representatives were also honoured with individual awards:- SA U19 Girls: Ghandi Jafta; SA Women Invitational: Zintle Mali; SA Women: Ayabonga Khaka, SA U17 Boys: Jason Niemand, Axola Ngwana, Siphamandla Krwega and Jason Raubenheimer; SA Rural: Luxolo Tsewu, Thapelo Litsolo, Kabelo Sikhukuna and more recently Akhona Mnyaka and Siphamandla Krweqe who were selected for the SA U19 team.

In September, Buffalo Park will be hosting Pool C of the Africa T20 Cup (9 – 11 September) which includes Border, Zimbabwe, Free State and Easterns. We trust that you will all come and support our first tournament of this nature. Our fixtures for next season have been finalised and we will circulate these to all our stakeholders.

From the office side, we have appointed Lefty Ngece as the General Manager at Kei Cricket based in Mthatha. We also congratulate our Head Groundsman, Ashley Nel on 15 years' service to Border Cricket. Co-incidentally Ashley is also one of three nominees for Groundsman of the Year for the Cricket South Africa Awards Dinner. During the off season, we have been planning for the Annual General Meeting (AGM) which included audits and this, the Annual Report, while certain staff are being upskilled in different courses before the new season starts. We will also take time to reflect on the positives and negatives from last season and see how we can improve.

We also welcome two new ladies who have been appointed as Independent Directors for Border Cricket: Penny Elworthy and Uzukhanye Madia. We have also just recently appointed Mr Mfundo Macanda as an Independent Director for Border Cricket.

### Constitutional Alignment

The new MOI will be aligned with that of Cricket South Africa in our next AGM. The board evaluation was conducted by PWC and we are looking at implementing the recommendations.

### Financial Management

Our financial performance for this year has been good. We managed to make an operational profit of R3 134 709. We have also managed to build reserves and are well on track to achieve our objective of generating more income.

### Special Projects

The Tshabo project is on track and the first phase should be completed by December 2016. The mentorship to Kei Cricket is starting to bear fruit and we have also appointed the General Manager to provide leadership. Border Cricket Golf Day was a resounding success and we look forward to a bigger and better Golf Day next year.

### Strategic Plan

Our Strategic Plan for 2014-2018 is in place. We plan to have a Strategic Plan review before the end of the year. We remain focused on realising our vision of being a community based sports organisation of international standards, achieving excellence and producing personal greatness at all levels.

I would like to pay special tribute to volunteers of Border Cricket and members of the community who supported and contributed towards cricket in the Border region last season. We are thankful to our sponsors, stakeholders and media for their invaluable support, in particular the Department of Sport Recreation, Arts and Culture for their generous support.

We have enjoyed a long and fruitful season and although we may be disappointed by some of the results of our teams, our Women's and Rural Country Team have both performed remarkably well to end up top of their respective logs. We have given opportunities to younger cricketers who also stepped up to the challenge and performed, thus adhering to our mission and value of giving equal opportunities to all.

Lastly, a huge thank you to the directors and members of Council, in particular Mr Ganda and Mr Ndzundzu who give up their personal time to serve cricket and are available to support and guide Border Cricket to achieve and support our vision.



# REVIEW OF THE SEASON

## PETER MARTIN

### Eastern Cape teams struggled last summer

The 2015/16 summer was unfortunately not the most successful as far as the Eastern Cape franchises, Warriors and the Border semi-professional sides are concerned. In addition; the Premier League champions, Old Selbornians, struggled at the annual SA Club Championships in Pretoria.

The Warriors, under new coach Malibongwe Maketa in his first full season – he took over halfway through the 2014/15 season with plenty of success – had a few setbacks with a crucial injury to their captain, Colin Ingram, which put added pressure on the squad. In the four-day Sunfoil Series, the real test of a franchise's worth, the Warriors finished in last position.

"We had a real up-and-down season. The team is talented but rather inexperienced at that level. Most of the squad are making their way in the game," Maketa said.

"However, all the guys always gave of their best and we are heading in the right direction."

The addition of experienced international bowler Kyle Abbott, Maketa feels, will be a good influence for the upcoming 2016/17 summer.

"Kyle has so much experience and will no doubt help the squad's bowlers and I look forward to the Pro20 matches when the Proteas should all be available to play," added Maketa.

Maketa picked out the performances of Colin Ackermann and Sisande Magala in particular as being outstanding for the franchise during the season; while he felt that older players Simon Harmer, now a seasoned Test player, and medium-pacer Andrew Birch set excellent examples for the up-and-coming youngsters. Magala grabbed 6 for 25 and 2 for 33 against the Lions, at one time hot favourites to take the title, as the visitors were dismissed for a paltry 68 runs in their first innings in Port Elizabeth to lose by an innings and plenty – a rare happy event during the long summer.

Border coach Frank Platjies also said the season had been disappointing for his team. "It was not the best of seasons for us. In the three-day matches we didn't score enough runs at times but when we did, we had good wins," he stated.

Platjies said that retirements of seasoned players such as Abongile Sodumo and other experienced players at the end of the 2014/15 season had meant a fair amount of rebuilding last summer.

"Burton de Wett, for instance, added stability in the batting; while Sods was a good leader," he added.

The appointed captain for last season, Jerry Nqolo gained selection early on for the Warriors and Martin Walters had to step in as captain. He became the leading scorer during the season. Also, experienced middle-order batsman "Stitch" Seyibokwe was lost for most of the summer to the Warriors.

"Martin had a great season, he's an excellent leader and knows how to manage the boys and set a great example as captain," Platjies said.

"Also, rain washed out two home three-day games while one 50-over game was also washed out, which were all factors preventing us from getting bonus points," he said.

"In Walters, Brown and Koopman we have some excellent players and they add stability to the side."

Platjies is positive that 2016/17 will prove a better season all-round for the team. He is certain that Border will start the new season in fine style, being the host province in the Africa Cup during September.

"Having a home-ground advantage should favour Border," he enthused. "In our group are three up-country teams; Easterns, Free State and Zimbabwe; who prefer the ball coming through faster onto the bat, rather than the slow pitch which is what we'll be playing on," he added.

He ended off by saying that pre-season training would start as early as 1 June with fitness training being of paramount importance.

The results of the Border Premier League went right down to the wire on the final day of the competition when Old Selbornians pipped archrivals Bohemians by just one point, finishing with 80 points to Bohs' 79. Fort Hare were third with 75 points.

At the Momentum Club Championships, the Old Boys were outplayed in all of their five group matches, losing by ten wickets to Nelson Mandela Metro University, by nine wickets to Tuks, by seven wickets to Kempton Park and against the University of Johannesburg they collapsed to 83 all out.

In their opening encounter against Burma Lads they had a chance to win but eventually lost by five wickets.







## PR & COMMUNICATIONS


### BEV WEIMANN

The 2015/16 cricket season commenced in September with great excitement as the Border team was preparing for the first ever Africa T20 Cup. We held a photoshoot for the team and compiled more information about the players for both our media and for organisers as this was the first time that our team had been on television. Our second season launch held on Saturday 19 September 2015 included KFC Mini-Cricket, Hudson Park High against Selborne College, and the provincial team against the Warriors. Sadly the Warriors match was not well attended. However it is evident that Schools cricket is popular and generates a lot of support and atmosphere. Congratulations to Hudson Park High and the Warriors for winning their respective matches. Most will remember this day as the day that the Springboks lost their opening match in the Rugby World Cup against Japan. Besides this minor setback, we had an enjoyable day with our community and stakeholders and would like to thank all our generous sponsors who supported our day which included Kat Leisure, XL Aloe Travel, Coca-Cola, SAB, Romans Distribution Services, Fridge Foods, Wilson's Butchery, Victory Ticket, Riegers (Milkshed), Wally Shroeder Audio Visual, Anombe Play Equipment, MSC Business College, Brandhouse, SASKO, Proveg and X-Ray Security.

During the season we hosted three Momentum Cup matches, two Ram Slam T20 matches and two Sunfoil Series matches. There were also several Border Semi-Pro matches and Women's matches which were hosted at the stadium. Border Cricket was also fortunate to host the USSA B Week (2nd year in a row), National U15 Week, a warm-up Women's match in Alice between Border/EP and the West Indies, and three ODI's between SA and West Indies Women. We trust that all these teams enjoyed our hospitality and will return to our shores soon.

Unfortunately the popular saying, "it always rains in East London when there's cricket" proved to be correct as the first two Warriors matches of the season at Buffalo Park were rained out. Luckily the Warriors were able to still play competitive cricket and narrowly lost out on a semi-final place in the Momentum Cup. The crowds this season were pleasing however the scheduling of fixtures does play a big part in our attendance figures and we will endeavour to attract bigger crowds next season.

With no sponsor this season for the Warriors there were no activations. However we were fortunate to have the Coca-Cola Gig Rig present for a few matches this season and were entertained





by Imvovo Dancers and the Hudson Park Cheerleaders. The kids jumping castles are always a popular feature at Buffalo Park as parents can relax and enjoy the entertainment. During the Momentum One Day Cup matches, spectators were allowed on the field during the interval which provides much excitement for the youth to experience playing on the main field at Buffalo Park. This was the first year of the Momentum schools and club promotion, where they could receive 50 % of their ticket value back if they purchased tickets online. The Warriors conducted signing sessions after their limited overs which are always well received by our loyal supporters, which were often very late at night.

The Schools T20 Challenge which was contested between Selborne College and Queens College, was the curtain raiser to the Warriors and Cobras on 2 December with over 4 000 spectators.

The turnout from the school pupils, parents and teachers was well supported and we hope to have more of these matches. A real highlight to the Ram Slam televised game was our very own local East London man who took the one- handed catch and received a share of the R 1 million catch sponsored by Ram. Well done Johan Du Toit!

At the beginning of the season we launched our new website and it continues to be work in progress for us to update our stakeholders. Our PR activities included our quarterly newsletter, "Off the Bat", Facebook, Twitter, next events boards, additional signage, our Annual Report, regular press releases and a special wrap with the Daily Dispatch.





# PRIZE WINNERS AT THE END OF SEASON AWARDS PRESENTATION



Vice-President, Simphiwe Ndzundzu presenting a prize to Camagu Mbangi from Bohemians CC



Scorer of the Season, Thabile being presented with her prize from Noks Dickmolo, Chairperson from Scorers



Women's Cricketer of the year



Jason Niemand from Hudson Park High School, who was selected for the SA U17 team



Ayabhonga Khakha who was selected for the SA Women's Team, being congratulated by Victor Mpitsang



Ian McKay from Gonubie Cricket Club




Hudson Park boys for the SA U19 team



Women's Cricket Team







# HOSPITALITY

## RENIQUE PEPPER

Buffalo Park Hospitality has had another interesting and very eventful year. The past financial year had its challenges. Relations with both old and new service providers and clients is ongoing. The sales target for 2015/16 financial year was met. Our mandate to generate revenue for Border Cricket is ongoing and we strive to improve our client experience and service to create raving fans of Border Cricket.

This report highlights the 2015/16 season and highlights what is coming for the upcoming season.

### Staff Matters

In July 2015 Miss Bukiwe Tom left the team to start a new venture in the industry. The team wishes her well. Miss Tom started with Border Cricket in 2011 and has left the team with good skills. Miss Monica Moko, one of the ladies in the kitchen that provided us with delicious meals for ten years, left the team in March 2016 due to ongoing health issues. The team wishes her well. In April 2016 we said farewell to Mrs Margaret Nkanjeni. Margaret, a stalwart of Border Cricket retired after ten years of service to the Border Cricket family. The team wishes her well. We are a very small team but we continue to do big things.

### Hospitality Highlights

The Hospitality Department kicked off the 2015/16 year with a lot of enthusiasm, with every effort to deliver the best service and to attract more customers to become more relevant in the market. We hosted the third annual Pick n Pay Woman's Cancer Walk. The event was attended by over 2000 women who came out in Pink to support. In September 2015 we hosted our second annual Secretary's Day. The successful event was attended by about 150 secretaries from various companies in East London. With Guest Speaker, Dr Rolene Wagner (CEO: Frere Hospital) on stage all the ladies left with a spring in their step. The start of spring season brought us the All White Spring Affair held on the B field with over 2 000 music lovers enjoying the festivities. Buffalo Park Hospitality went to Tshabo to cater for a sod turning event. Off-site catering is big business and we look to venture into this avenue a lot more going forward. We service companies like Second Office and Aurecon on a regular basis with off-site catering. In November 2015 we hosted various end of year functions. The hospitality department once again had a busy week during the USSA B Week. We are proud to have hosted this week successfully.

The B field was host to many events in November and December 2015. Events like the annual Cruel Summer Picnic and MetroFm Heatwave saw close to 8 000 live music enthusiasts enjoying what the event organisers had to offer. The national U15 Week was an exciting tournament and we are proud to have serviced these boys for the duration of their stay in the City.

The annual Buyelekhaya Music Festival was held for the fourth year running on the main field. Even the rain could not keep music lovers away. We saw close to 22 000 people filling up the field to enjoy what the event organisers had to offer this year. The event organisers minimised risk by employing a very good safety and security team. Countdown 2015 was held on the main field on 31 December 2015 and it saw close to 5 000 people attending. The Department also hosted the Department of Labour on the B field when they held an Aids Day Awareness Walk where 500 labour employers walked from their offices to Buffalo Park B field. Buffalo Park Hospitality provided a marquee set up and food and beverages on the day.

With the New Year came new exciting functions. In January 2016 we hosted Eastern Cape Motors. A New Year's party for over 150 of their staff was enjoyed by all who attended. February 2016 was a very exciting month as we hosted South Africa and West Indies Women's team. Buffalo Park Hospitality went to Alice to cater for a warm up game between the West Indies and Border Women Invitation team. We are proud to have hosted these ladies this season.

### The Year Ahead

The Department will continue with ongoing advertising and marketing to reach targets set. Two of the main venues used for conferencing and functions have been revamped. Buffalo Park Hospitality endeavours to market and promote these venues aggressively now that they have been fully revamped. Conferencing and field events will be focused on a lot more in this upcoming year.

### Conclusion

Buffalo Park Hospitality continues to strive for service excellence in all areas of what we do. The department would like to thank all those who have supported the it in the past year and value the support for many more years to come.

Buffalo Park....Its more than Cricket!



The 2015/16 season was brought on with great excitement when the fixtures were announced by Cricket South Africa. Buffalo Park was to host three Internationals, South Africa Women versus West Indies Women. Buffalo Park has only hosted one South African Women International in the past. It was great to welcome the South African Women back to East London. All three matches went off successfully and hopefully in the near future we will be able to welcome them back to Buffalo Park.

## Franchise

### Sunfoil Series

Our focus for the Sunfoil Series was the same as it has been for the last few years, to produce good cricket wickets. In saying this we didn't want a toss to determine the outcome of a match. We wanted wickets that would offer something to all if they worked hard enough and had good discipline. There is always a fine line between a good cricket wicket and a wicket that can offer too much to the bowlers / batsmen. Unfortunately there are many issues that we have no control over eg weather. Fortunately this season we were blessed and all came together nicely. Our wickets offered everyone something if they were willing to work for it.

### 20/20 Series

Our focus was to produce wickets that would benefit the batsmen and would entertain the "crowd" as this type of cricket is entertainment. I feel that we were able to produce exactly what we set out for.

### 50 Over Series

Our focus for the 50-Over games was pretty much the same as the 20/20 wickets, but to just offer a little something to the bowlers. Once again I feel that we achieved what we had set out to achieve.

## Border

### Border 3 Day competition

Our focus in this competition was very similar to the Sunfoil Series but to just offer a little more to the bowlers so that results were to be achieved. Unfortunately some games were rained out and the others were affected by rain in the preparation, thus offering a little more to the bowlers than we would have liked.

### Border 20/20 and 50 Over matches

The focus on these games were the same as we had for the franchise. I feel that we achieved what we set out to achieve.

We were fortunate enough to be able to host all the home games for the Border semi-professional team at Buffalo Park.

### Club Matches and School games

Various club matches were played at Buffalo Park throughout the season. This included Buffs, a school game and the club semi-finals and final of the T20 competition.

### Border Women

Border Women played two of their four games at Buffalo Park. Unfortunately we were unable to host the other two games at Buffalo Park as we had another game being played at Buffalo Park

### Opening of the season

We hosted the opening of the season with a schools match, club match and the highlight being Warriors playing Border.

### Season as a whole

I feel that the Grounds Department started the season with a goal in place and achieved what we had set out to achieve. Our biggest goal is to improve season by season with our facilities and we are moving in this direction, in all aspects. Once again I need to thank the Groundstaff for the work that they put in and many hours, along with weekends to ensure that everything went off without a hitch. I also need to thank our CEO and Board of Directors for their support.







# STADIUM & FACILITIES

## STUART FORTUIN

The 2015/16 season has been very successful with many challenges and many lessons learnt. All cricketing events have been successful and non-cricketing events have gone smoothly. December 2015 was particularly busy proving that Buffalo Park is now the venue of choice within the City of East London.

We were very privileged to host the West Indies ladies team who were the eventual winners of the ICC T20 Women's trophy. This pre-World Cup tour was hosted successfully by Border Cricket and Buffalo Park.

In the busy December schedule the USSASA B Week was also hosted as well as the U15 National Cricket Week. The help received from the Department of Sport, Recreation Arts and Culture (DSRAC) was much appreciated in making these tournaments a success. We hope to strengthen the relationship with the DSRAC in the near future

Cricketing events we have managed to host include:

- 3 ODI South African ladies vs West Indies ladies
- 3 x Momentum One Day Cup fixtures
- 2 x Ram slam T20 fixtures
- 2 x Sunfoil Series Four day fixtures
- 5 x Three Day Semi- Professional provincial fixtures
- 5 x One Day Semi-Professional provincial fixtures

Non Cricketing events we hosted include:

- Buyele' khaya Jazz Festival 2015
- Countdown Music Festival 2015
- Pick and Pay Cancer walk.
- Cruel summer 2015
- Metro FM heatwave
- Various conferences

Buffalo Park once again was the venue that attracted the most cosmopolitan crowd and the venue that has the most diverse cricketing public.

The Border cricketing public once again did not disappoint and supported franchise cricket well at Momentum and Ram Slam matches.

Border Cricket received special funding from Cricket SA to upgrade their hospitality facilities. The following renovations have been done to the President's Suite and Blue Room:

- |                          |             |
|--------------------------|-------------|
| • Bunkers Hill stand     | R 19 950.00 |
| • Scoreboard             | R 90 876.41 |
| • Blinds                 | R158 263.00 |
| • Air conditioning       | R 85 457.46 |
| • Carpets                | R118 515.00 |
| • Audio Visual equipment | R124 196.70 |

Major focus areas for the coming season would include improvements to the full stadium to increase our grading and to receive more international content for the local cricketing public. Finally, a special word of thanks to the Chief Executive Officer Mr. Thando Booi, for his intelligent and visionary leadership and the Border Cricket management team for the supportive role they play.

Pick n Pay Cancer Walk



# AMATEUR CRICKET

## DEON MULLER

Looking back at the past season, it is indeed an honour to reflect on what has happened in the Amateur Cricket Department. Let me at the start extend my gratitude and sincere appreciation to my colleagues (amateur staff) and all the other sectors for their commitment and dedication to ensure we were able to execute our tasks responsibly.

The senior provincial team may not have brought us any silverware this season and their performance was not what it is supposed to be, but from an individual perspective I must applaud the performance of players such as Martin Walters, Darryl Brown, Papama Fojela, Gionne Koopman and Marko Marais. Jerry Ngolo has also regained his Warriors contract and with Thandolwethu Mnyaka and Somile Seyibokwe played their part in performing for Border when they were available.

On the provincial Rural front we again had our three teams qualifying for the CSA National Week which were held in Kimberley from the \_ February 2016. Two players\_\_ (captain) and \_ were selected for the CSA National team.

Women's cricket is also developing at a great pace and it was no surprise for the senior Women's team to emerge as the Coastal winners for the T20 competition. Angelique Taai and \_\_ were again key stalwarts in the team. On the local front we saw the number of women clubs increased from six to eight clubs. At Schools level we had nine schools participating in the U/19 league. A U/13 competition has also been introduced at hub level and we hope to have primary schools also playing next season.

It is also very exciting to know and see how our youth cricketers are emerging. Three players, Jason Niemand, Jason Raubenheimer, and Axola Ngwana have been selected for the SA U/17 team. Ghandi was selected for SA Girls u/19. On top of that we had Akhona Mnyaka and Siphamandla Krweqe selected for the SA U/19 team to tour Sri Lanka in June and July 2016. Seven players also represented the Warriors Cubs team at the National Cubs Week held in Stellenbosch.

At club cricket level we had the Old Selbornians emerging as winners in both the Premier League and T20 competition. Congratulations to Middeldrift Cricket Club, winners of the Promotion League who will now be promoted to the Premier League. This augers well for the talent emerging from the Middeldrift rural areas.


On the school front, Hudson Park High clearly stamped down their authority by not only becoming the Coca Cola T20 champs, but also edging out the likes of Selborne, Dale, Queens and other schools in the Saturday League to be crowned Unofficial Cricketing School of the Year.

To play the game in the modern era constantly demands everyone to be proactive, adaptable to change and working together with all stakeholders. It is with that in mind that I want to express my sincere appreciation to all role players that have meaningfully contributed to the game within our province. Special thanks to the Eastern Cape Department of Sport, Recreation, Arts and Culture, Buffalo City Municipality and the other municipalities in the rural areas for your contributions and support.

All administrators of clubs and schools, the coaches, umpires, scorers and ground staff; your role and input in making the game possible to our cricketers is highly valued.

Enjoy the break

### Border U15 team





# SEMI-PROFESSIONAL TEAM

## FRANK PLAATJES

### INTRODUCTION

This report will give us an overview on how the team has performed thus far in all competitions as well as the status of the squad.

### RETIRED PLAYERS

Abongile Sodumo and Burton De Wett have retired from provincial cricket.

### THE SQUAD

The following players have been used in all the competitions this season.

| Player Name      | Club      | Player Name         | Club     |
|------------------|-----------|---------------------|----------|
| Jerry Nqolo      | Warriors  | Lundi Mbane         | Warriors |
| Yanda Pangabantu | Good Hope | Thandolwethu Mnyaka | Warriors |
| Somile Seyibokwe | Warriors  | Mkhululi Calalna    | UFH      |
| Darryl Brown     | Good Hope | Loyiso Mdashe       | UFH      |
| Gionne Koopman   | United    | Tapelo Letsholo     | UFH      |
| Marco Marais     | Bohemians | Mcedisi Maliaka     | UFH      |
| Brandon Williams | United    | Sesona Ndwandwa     | UFH      |
| Sinovuyo Nqoba   | Good Hope | Christiaan Jonker   | Warriors |
| Clayton Bosch    | UFH       | Aya Gqamane         | Warriors |
| Martin Walters   | Bohemians | Avumile Mnci        | Willows  |
| Papama Fojela    | Good Hope | Kevin Bennett       | United   |
| Jongile Kilani   | UFH       |                     |          |

### FITNESS REPORT

The guys are in good condition physically with all but two players in the squad that are still injured. Loyiso Mdashe, broken hand and Brandon Williams with a shoulder injury are the only players on the injury list. Jongile Kilani has recovered from his knee injury and has started playing club cricket. Clayton Bosch has also recovered from his ankle injury and has played a few one day games for the semi pro team. All the players have passed their fitness assessments and are in good physical condition.

### SUMMARY OF THE SEASON

Our season can be described as a season that has ebbed and flowed with good as well as poor performances. The stats show that we have played ten matches, of which we have won two, have drawn five and have lost three. Two of our matches were rain affected. We lost a day and half against Boland and also lost two full days of play against KZN Coastal. In the games that we have won we have batted extremely well putting on big first innings scores. This allows you as a team to control the match. The record shows that we have struggled as a batting unit in the matches that we have lost. By being dismissed cheaply you are always on the back foot as a team trying to play catch-up cricket.

Martin Walters was our most consistent performer with the bat, averaging 52 in both the three day and T20 competitions. He also had a good average of 35 runs in the One-Day competition. Other batters that have performed satisfactory this season are Darryl Brown with an average of 40 runs, 30 in Three-Day cricket, and Mkhululi Calana who has been phenomenal since making his debut for the Border team. He averaged 35 runs in Three-Day cricket. Our bowling unit has once again had a tremendous season led by the experienced Papama Fojela and supported by Thandolwethu Mnyaka, Sinovuyo Ntuntwana and kie. We have not struggled to dismiss any opposition and it is shown with two of our bowlers being in the top ten on the bowling averages. Sesona Ndwandwa picked up a career best 6 for 59 in his second match. Different bowlers performed well in different matches, thus showing that every bowler had contributed throughout the season. Well done to all our bowlers.

# SEMI-PROFESSIONAL TEAM (continued)

## FRANK PLAATJES

### THREE DAY SUNFOIL CHALLENGE NORTH WEST VS BORDER

Our first match was against North West in Potchefstroom. After losing the toss we were put in to bat on a wicket that had good grass covering and with lots of moisture in the wicket. We were soon in trouble and were bowled out for a paltry 156 runs. Aya Gqamane scored top with a well-played 47 runs. In response to our first innings total, North West scored 351 all out. The top scorer was Rapulana with a well-played 88 runs. He was well supported by Malan (82) and van den Bergh (79). In our second innings we put a much better performance with the bat. We managed to score 306 runs in our second innings with Koopman (93) and Walters (80) top scoring. North West had to score 113 to and got to their target with one wicket down.

### BORDER VS WESTERN PROVINCE

In the match against Western Province (WP) we won the toss and decided to bat on a wicket with good grass cover. We had them in trouble in the first innings at 93 for 7. Njoloza with a quick 32 off 27 balls took their total to 192 all out. Ntuntwana was outstanding with ball in hand. He picked up 4 for 40 in the first innings. In response we could only score 135 with Fojela top scoring with 39 runs well supported by Brown with 38. WP scored 236 in the second innings with Chieckley scoring 82 runs. Fojela picked up three wickets for 32 runs. We had to score 293 runs to win the game. We managed to score 193 runs thus losing by 100 runs. Marais top scored with 51 runs.

### BORDER VS EP

We won the toss and put EP in to bat on a sporty wicket that was seaming around. We bowled them out for 162 in the first innings with Moore top scoring with 57 runs. Mnyaka was outstanding with the ball picking up five wickets for 47 runs. In our first innings we were restricted to 135 with Seyibokwe top scoring with 35. In the second innings Fojela was superb taking four wickets with Brown and Mnyaka each taking three wickets. We needed to score 164 runs to secure the win. We managed to reach our target with seven wickets down thus winning by three wickets. Martin Walters played a captains knock and ended up on 73 unbeaten runs.

### NORTHERN CAPE VS BORDER

The match against Northern Cape ended in a draw. We batted first scoring 216 all out. The main contributors were Brown (70), Walters (44) and Seyibokwe (44). In response they scored 260 runs with De Koker top scoring with 60. In our second innings we ended on 209 runs for the loss of eight wickets. Brown was still at the crease with an unbeaten 46 runs. The match was called shortly after tea.

### BORDER VS NAMIBIA

We won the toss and sent them in to bat. Our bowlers were superb and we managed to dismiss them for 68 runs. Mnyaka with five wickets and Fojela with three wickets were the pick of our bowlers. In our first innings we scored 363 runs with both Koopman and Brown scoring centuries. We dismissed them for 159 runs with Aya Gqamane picking up an excellent seven wickets. We won by an innings and 125 runs.

### NORTHERNS VS BORDER

Our match against Northerns ended in a draw. They won the toss and sent us in to bat. We managed 359 runs with Marais (109) and Koopman (76) the top scorers. They scored 456 all out. The pick of our bowlers was Fojela who picked up six wickets. In our second innings our batters were superb. Walters with 107 not out and Bennett with 68 not out took our total to 187 runs for the loss of one wicket. The match ended in a draw.







### SWD VS BORDER

In the match against SWD we were completely outplayed in all departments. They batted first and scored 299 runs all out. Fojela took four wickets and was well supported by Mbane who took three wickets. In our first innings we could only muster a paltry 119 runs with Calana (43) as the top scorer. We were asked to follow on and were bowled out for 166 runs with Calana again the top scorer with 42. We lost by an innings and 14 runs.

### BORDER VS BOLAND

This was a rain affected match with both teams only batting once. Boland batted first and scored 326 for 8 wickets declared. We replied with 252 for nine wickets when the two captains decided to call it off.

### KZN INLAND VS BORDER

The match against KZN Inland was a close affair. We were sent in to bat by KZN and managed to score 247 all out. Seyibokwe (59) and Calana (51) were the main contributors. In their response they managed to score 194 all out with Ndwandwa picking up a career best 6 for 59 in his second first class match. We batted in our second innings and declared our innings 262 for four wickets. Walters was once again our standout batter with 117 not out. He was well supported by Koopman who scored 61 runs. In chasing a target of 315, KZN was 302 for eight when bad light stopped play.

### KZN COASTAL VS BORDER

We lost the toss and were put in to bat. We were on 267 for the loss of 5 wickets when bad light stopped play on day one. That is where it ended without a single ball being bowled after that because of a wet outfield.

### ONE-DAY MOMENTUM CUP/50 OVERS NORTH WEST VS BORDER

In the match against North West we lost the toss and were put in to bat. We managed to score 235 runs in our allotted 50 overs. Gqamane with 65 and Walters with 55 runs were our main contributors. In defending this total, we started off well by restricting them to 60 for 3 in the first 15 overs. We picked up wickets at regular intervals and had them at 177 for 8. The ninth wicket partnership of 57 runs won them the match. We lost by 2 wickets in the 50th over.

### Border vs WP

Rained out.

### NORTHERN CAPE VS BORDER

We lost the toss and were put to bat. We scored 186 all out with Bennett top scoring with 58 runs. In response we managed to bowl them out for 154 runs. The destroyers in chief were Mnyaka with four wickets and Pangabantu with three wickets. We won by 32 runs.

### NORTHERNS VS BORDER

We lost the toss and were sent in to bat on a tricky wicket. We managed to score 177 in 43 overs. Our top scorer was Koopman with a well-played 69 runs. In response Northern got to our total with six wickets down. The wickets were shared amongst the bowlers. We lost by four wickets.

## SWD VS BORDER

We were completely outplayed in this match. SWD batted first and scored 280 for 7 in their allotted 50 overs. Our best bowler was Brown who picked up three wickets for 43 runs in his ten overs. In reply we could only manage 149 all out in 28 overs. M Calana, with 29 runs was our top scorer.

## BORDER VS KZN COASTAL

Match rained out.

## POSITIVES

Many positives can be taken from the past season.

1. We have played positive cricket throughout the season. We have always looked to win games first before settling for a draw.
2. Our bowlers have been performing well throughout the season.
3. The fitness levels of our players have improved tremendously.
4. Our batters have performed well in stages. If they show better application, they should perform better.
5. We have also had the opportunity to give quite a few younger players the opportunity to make their debuts for the semi-pro team (Ntuntwana, Calana, Ndwandwa, Mnci, Letsholo, Malika and Kilani)
6. We have also produced players that have gone on to play at the next level. (Nqolo, Mnyaka and Seyibokwe)
7. We have created a good environment where players can grow as cricketers as well as human beings.
8. Players have been good ambassadors for our province on and off the field.

## CHALLENGES

1. Distances our players have to travel impacts on our practice times. We can only practice in the mornings for it would be a challenge for them to travel back home late with taxis.
2. We are constantly faced with the challenge of other provinces offering our players contracts. (black african players.)
3. We will definitely have to look at a way to retain our talented players in our province. Unfortunately, we only have seven contracts to offer our players
4. It is difficult to increase our practice days because of study and work commitments.
5. We are faced with the challenge of 60% of our players studying at University or MSC, thus missing practices.
6. We are also losing all our white talented cricketers to cities with bigger universities.

## GENERAL

We have been in a rebuilding phase this season with quite a few experience players retiring and us blooding quite a few younger players as mentioned before. It can be seen as a positive as the majority of these players have shown that they can play at Semi pro level. I can without a doubt say that this auger well for the future of Border Cricket. We will definitely be able to challenge for silverware next season.





# RURAL CRICKET MFUNDO MACANDA

The cricket played in the country districts of Border Cricket S21 is growing in the field of play. Many initiatives that are being implemented are in many spheres showing fruits as this is evident in representation of the Border semi-pro team. The long standing investments from different sponsors that have dedicated their resources are in the true sense bringing back cricket to the people. Mr Ngumbela has for more than 20 years supported rural cricket financially. In the season under reporting he has opened hand to both flagship tournaments of rural cricket. In doing this the Department of Sports, Recreation, Arts and Culture (DSRAC) is becoming a willing partner on these tournaments. While there is ground made in the playing field, work is required to bring the administration of the rural cricket on par with demands of the current times.

The Rural Cricket South Africa (RCSA) competitions are the embodiment of the countries rural cricket participation. Border Rural Cricket in the RCSA tournaments is represented by three teams that are selected in the rural tournaments Amacal'egusha Tournament (Border Villages) and Ngumbela Tournament (Border Aloes). Border Rural selected from former country district areas of Border Cricket teams (King Williams Town, Middledrift, Alice, Healdtown, Queenstown, Stutterheim and Aliwal North). For the second year running Border Rural won the coastal competition and all three teams qualified to go to the RCSA Week that was hosted by Griquas Cricket. The performance of the teams in the week was better than the previous season in terms of win ratio as they achieve seven wins to four of previous season combined.

The best performing team was Border Villages that won three games out of five., Border Rural and Aloes both won two games out of five each. The season was wrapped with the selection of three players and captain of the RCSA team. The players are Luxolo Tsewu (Captain), Taphelo Lethsolo, Kabelo Sekhukhune.

The two rural regional tournaments took place as planned by the regional leadership.

The tournaments were made possible by the generous sponsorship of Mr. AM Ngumbela and that of DSRAC. The special tournament was organised by the Amacal'egusha Cricket Board Tournament were it celebrated 25 years of establishment, formerly known as the Border Village Cricket Board. The sponsorship from Mr Ngumbela made sure that all teams participating in the two tournaments received prizes, and catering for all the spectators in both finals was possible. On top of the prize money, balls and cricket bats were provided to each team participating in the two tournaments by Mr Ngumbela. For the first time DSRAC invested heavily in the two tournaments in ngumbela tournament they provided 12 buses that ferried cricket supporters from King Williams Town, Middledrift, villages of Alice and Healdtown.

In the Amacal'egusha Tournament, DSRAC supported with an amount of R140 000 that was used for catering, purchasing of cricket bags, purchasing of all balls used by 11 unions in their tournaments and transportation of 11 teams that participated in the tournament. Border Cricket continued their support to rural cricket as they supported all tournaments with umpires and scorers to make sure the game was played under professional rules.

The Border Rural Cricket would like to extend words of sincere gratitude to Mr. Ngumbela who in the challenging economic times still finds a way to support cricket in our region. All of the mentioned successes will not have been possible without the dedicated leadership shown by the regional leadership, managers and coaches of all the teams. For the first time during the Border Cricket Awards there were awards that were dedicated to rural cricketers. This initiative is highly appreciated







# SCHOOLS CRICKET CLIVE MAKHASI

## Introduction

- This report is developed in terms of clause 9.1 of the BSC Constitution.
- We present what actually transpired in the period 2015/16 and we tried our level best to include the highlights as well as those aspects that we are not proud to talk about.

## Executive Committee members MANCO

| Name           | Region       | Position         |
|----------------|--------------|------------------|
| Clive Makhasi  | Alice        | Chairperson      |
| Mfuniselo Sam  | KWT          | Vice-chairperson |
| Claude van Dyk | Queenstown   | Secretary        |
| Rod Harris     | East London  | Treasurer        |
| Mark Berndt    | East London  | Additional       |
| Dave Osborn    | Queen's town | Additional       |
| Dave Alers     | East London  | Additional       |
| Sandy Flanagan | East London  | Girls cricket    |

## MANAGEMENT COMMITTEE

| NAME               | SCHOOL                   | POSITION           |
|--------------------|--------------------------|--------------------|
| HEALDTOWN          |                          |                    |
| Mr G. M Tshona     | Khwezi Lesizwe Primary   | Chairperson        |
| Miss L .Scotchman  | Boundary hill primary    | Secretary          |
| MIDDLEDRIFT        |                          |                    |
| X. Pinini          | Zwelimjongile            | Chairperson        |
| S. P. Dwanyana     | Mdibaniso                | Secretary          |
| ALICE              |                          |                    |
| Bikiwe Mangaliso   | Davidson Primary         | Acting Chairperson |
| Seti Khangela      | Lovedale p / s           | Treasurer          |
| EAST LONDON        |                          |                    |
| Mark Berndt        | Cambridge                | Chairperson        |
| Lyle Hansen        | Hudson Park              | Secretary          |
| KING WILLIAMS TOWN |                          |                    |
| HEALDTOWN          |                          |                    |
| Mr X. Plaatjies    | Richard Vara high school | Chairperson        |
| Miss Z .Makoyi     | Kusile Primary           | Secretary          |
| MDANTSANE          |                          |                    |
| Tish Ndevu         | Mzimkhulu                | Chairperson        |
| L Gunuza           | Dalukukhanya             | Secretary          |
| QUEENSTOWN         |                          |                    |
| Napoleon Siyo      |                          | Chairperson        |
| PEDDIE             |                          |                    |
| Ayanda             |                          | Chairperson        |
| Matshobongwana     |                          |                    |
| Zihle Wababa       |                          | Secretary          |

## OFFICE STAFF SERVING IN THE MANCO

- Loyiso Sibaca –Youth Cricket Co-ordinator
- Raymond Booie – Coaching Co-ordinator
- Mnonopheli Mfenqe - Mini cricket Co-ordinator

## PLAYING ACTIVITIES [Game Time]

### Mini Cricket

2015/16 commenced with a bang. The evidence was at the KFC Mini Cricket tournament as we saw a huge improvement with regards to quantity and quality when the mini cricket seminar was held at Buffalo Park, with 100 coaches (all prominent sport enthusiastic delegates) from different structures, Warriors coach (Malibongwe Maketa) and DSRAC sport Director (Mr Makhubalo) attending.

That was followed by a rejuvenated KFC Mini Cricket provincial festival held on 27 October 2015 at Buffalo Park. The number of kids participating doubled from 400 kids to 800 filling the stadium.



## INTERNAL FIXTURE

Border is divided into ten regions playing school cricket

The following are the regions playing:

**Healdtown/Fort Beaufort, Alice, Middledrift, Keiskammahoek, King Williams Town, East London, Peddie, Aliwal North and Queenstown.**

From the ten regions, only seven actively play because of the financial challenges schools are faced with. There is no budget to cover internal fixtures, in particular to those regions that do not have hubs.

## REGIONAL CRICKET (Saturday fixtures)

Border Cricket has four hubs (Buffalo Flats, Mdantsane, Middledrift and Healdtown) and one RPC (Alice) financed by CSA and the two hubs (King Williams Town and Alice) financed by Border.

The Alice RPC, King Williams Town, Mdantsane and Buffalo Flats hubs are all playing, in the Saturday school's cricket league.

Every year, before the commencement of the season, an U15 and U19 team selected from the hubs takes part in the Kwa Zulu Natal Sunfoil Township Tournament which is held at Pietermaritzburg College during the July school holidays. Our teams have done exceptionally well.

The top cricketers are identified from these hubs and given the opportunity to play and study at the former "Model C" schools. The latest success is Akhona Mnyaka and Siphamandla Krweqe who originate from the Mdantsane hub and went to Hudson. Now they are part of the SA U19 team to tour Sri Lanka.

## SCHOOLS T20

45 high schools register for 2015 from the seven regions. The first round was played in the regions and all the schools who emerged from the regions played regional play-offs.

Kama High from Middledrift was the surprise package to make it to the semi-final stage where they lost against Selborne College.

Hudson Park emerged as Border Cricket champions and went on to play in the Eastern Cape play-offs only to lose in the finals.

## LG CUP

The LG Cup is the T20 tournament that is played by high schools from East London in which Hudson Park emerged as champion of the 2015/16 season.

## CAPPING FUNCTION

On 22 November 2015 all the players who were selected to represent Border in their respective age groups at the National Weeks were capped at Buffalo Park.

In addition to that, the Coca-Cola U18 team was also capped and acknowledged during the interval at the Ram Slam match which was played on 20 November 2015 at Buffalo Park between the Warriors and the Sunfoil Dolphins.

## HIGH PERFORMANCE PROGRAMME

The 2015 programme strictly focused on the following areas:

- Cricket skills
- Fitness
- Life orientation
- Cricket awareness

All age groups had their day camp to commence the winter programmes in the first week of the June holidays.

When the schools re-opened the winter programme continued in the regions led by different coaches that were nominated in the coaches workshop.

### NORTHERN REGION (Queenstown)

Garth Anderson and Zandile Gwana

### WESTERN REGION (Alice, Fort Beaufort and Middledrift)

Mkhululi Tshona, Siviwe Hlathuka and Aviwe Mfiki.

### CENTRAL REGION (King Williams Town and surroundings)

Thembele Mbada, Msimelelo Stokwe and Keegan Gobel

### SOUTHERN REGION (East London and surroundings)

Raymond Booie, Lwando Manase and Andre De Beer

Unfortunately rain disrupted squad trial games which were planned for 13 and 20 September 2015.

All coaches had enough time to work with their teams according to their coaching planners.

Friendly matches were organised for all teams and the last friendly game was against EP where Border and EP played in Grahamstown



Handover to SA U19 boys



## NATIONAL WEEKS

| VENUE            | TEAM        | MATCHES | WON | LOST | DRAW |
|------------------|-------------|---------|-----|------|------|
| Johannesburg     | U13         | 5       | 2   | 2    | 1    |
| East London      | U15         | 6       | 3   | 3    | 0    |
| Worcester        | U17 Rural   | 6       | 1   | 4    | 1    |
| Worcester        | U17 Village | 6       | 3   | 3    | 0    |
| Pietermaritzburg | U17         | 6       | 3   | 2    | 1    |
| Durban           | Girls U19   | 6       | 4   | 1    | 1    |
| Port Elizabeth   | Coke U19    | 6       | 2   | 2    | 2    |

## MEETINGS

### Executive Committee Meetings

Held four meetings in 2015 and the next meeting planned is the general meeting to be held on 3 June 2016

### Regional Meetings

The regions didn't have their meetings as they should have. East London, King Williams Town and Fort Beaufort were the only regions to meet on a regular basis as prescribed.

### National Meetings

SASC held two meetings, one was on the 09 September 2015 in Johannesburg. Mr Clive Makhasi attended the meeting. The second meeting was held on 9 April 2016 in Cape Town with Rod Harris attending the meeting.

## BSC ACHIEVEMENTS (2015/16)

- Jason Niemand (Hudson Park), Jason Reubenheimer (Selborne) and Axola Ngwana (Hudson Park) were selected for the SA U17 team.
- Siphamandla Krweqe (Hudson Park), Mcedisi Malika (Dale), Bamanye Xengxe (Dale), Akhona Mnyaka (Hudson Park) and Malwande Mzamo (Dale) were all selected to play for the Warriors Cubs at the CSA Cubs Week in Stellenbosch.
- Jafta Gandhi from Lilyfontein made the SA Girls U19 team
- Akhona Mnyaka and Siphamandla Krweqe made the SA U19 team who will tour Sri Lanka from 18 June to 14 July 2016.

## CONCLUSION

Youth cricket is on the uprise and this can be attributed to the schools commitment and input of volunteer coaches in the High Performance Programme.

Special thanks to the executive members, loyal parents, the Border amateur staff and DSRAC for their assistance and commitment to ensure we give our young cricketers every opportunity to excel in this wonderful game.

Akhona Mnyaka and Siphamandla Krweqe made the SA U19 team who will tour Sri Lanka from 18 June to 14 July 2016.



# MIDDLEDRIFT CRICKET BOARD

## KWANELE TSHAPU

### Activities

Middledrift Cricket Board has its internal league played by all the clubs under its jurisdiction. 21 out of 27 teams started the current season's league, with other teams notifying the board that they can't fulfil their fixtures since most of their players having relocated due to school and work commitments. The internal league started on the 21 November 2015 and ended on 6 February 2016 with Fight Again (Zihlahleni Location) being crowned as the internal league champions.

Middledrift is an affiliate of the Border Cricket Board, it plays in the Promotional League of the Border club cricket structure. This season the team did exceptionally well as they finished top of the log thereby gaining promotion to the Premier League. The team also won the Nkonkobe Municipality Mayor's Cup contested between Border, Alice and Healdtown.

Eight of the boys that form part of our first team made the Border schools teams ( four in the U/18 Coke team, one in U/17, two in U/15 and two in the U/17 rural team. Also two boys have gone to join the Fort Hare academy at the start of this year as they were doing grade 12 last year.

Our ladies team also did exceptional well in the Border Women's League as they won the league.

### Challenges

The greatest challenge that we are facing is finances to transport the team to matches as the travelling allowance doesn't cover all the costs for the season. We are without a sponsor and that makes it difficult as we have to dig deeper in our personal pockets to help out.

Challenges within our internal leagues; some clubs do not attend all their away matches due to financial constraints. We have a big challenge of infrastructure as not all the clubs have concrete pitches. As a result, some end up using mats which at times poses a danger as the ground they are laid on is not properly prepared and some mats have holes in them.

### Committee

Middledrift will hold its AGM on the 16 June 2016, this will be an elective AGM as the term of the current Executive is coming to an end.



# PEDDIE SIMPHIWE JACK

The Peddie Cricket Board is being revamped and we had two productive meetings. An interim Committee was elected to guide PCB. Teams and schools were identified.

## SELECTED INTERIM COMMITTEE

|             |                    |
|-------------|--------------------|
| Secretary   | Simphiwe Ally Jack |
| Chairperson | Hlelo Stofile      |
| Treasury    | Nosisa Njamela     |

Additional members:  
Yoliswa Kawe and Army Ndanda

## TEAMS TO TAKE PART ON THE LEAGUE

Bell, Daninge, Qeto, Durban. Crossroads, Cicira, Peddie Extension (Ward One), Smasher and Mtati.

## CHALLENGES

Mr Mcoseli has opened his own union with Peddie South Cricket Board and has instructed the old Peddie Cricket Board not to interfere with his development. A request for him to come hand over the bank statements and the changing of new signatories has been posed several time but he is too busy to make time for the official handover.

## MEETING RESOLUTIONS

- a) Capacity building - needs teachers and coaches that are qualified. A course was undergone by Raymond for about 18 people on Level 1 coaching. Raymond will request to run Level 1 course again in the new financial year, for new coaches they can be invited to an orientation course and this doesn't include people that have mini cricket coaching. When they pass the orientation course they will be able to undergo Level 1 coaching course. This includes the schools, and clubs. People that are interested in knowing cricket and assisting in their villages they can do the course and not write exams.
- b) Mini cricket courses can be done through Mr Mfenqe to equip the coaches.

- c) High schools also need to have coaches too. Mr Booie requested all schools to have U11, U13, U15 and U19 teams. It has been proposed to have a co-ordinator to look after cricket in Peddie. Mr Booie will talk to Mr. T Booie, the CEO, to pay for the co-ordinator. This will go on for one season to see if this can be able to keep Peddie cricket organised. Mr Mali suggested to start with capacity building after Mrs Nosisa Vanda asking about the involvement of cricket in high schools. The new system of merging primary schools and high schools destroyed school cricket. Due to the fighting over the equipment it has been proposed that the clubs and schools will all receive the equipment.

## CONCLUSION

Follow-up meetings still need to be done and the official taking over from ex-President Mr Mcoseli. As per the Sport Forum from the Ngqushwa Municipality, they were very much against what Mr Mcoseli is doing and will in the future confuse the structures of cricket and claim sponsorships on behalf of Border Cricket. They were happy with revamping of cricket and the involvement from Border Cricket



# BORDER WOMEN'S CRICKET

## ZIZO PAPU

### WOMEN COMMITTEE STRUCTURE

The committee was elected on 5 December 2015 for the period of two years. The names of the elected committee are as follows:

|                         |                         |
|-------------------------|-------------------------|
| <b>Chairperson</b>      | Ms Zizo Papu            |
| <b>Vice Chairperson</b> | Ms Ntombentsha Mpofu    |
| <b>Secretary</b>        | <b>Ms Nozuko Msuthu</b> |
| <b>Treasury</b>         | Ms Ntombekhaya Sifuba   |
| <b>Assistant Coach</b>  | Nolubabalo Nzunzu       |
| <b>Girls (13)</b>       | <b>Ms Siviwe Dlepu</b>  |
| <b>Girls (19)</b>       | Ziyanda Makoyi          |

### Club Cricket

The 2015/ 16 Cricket season was a great season for women's cricket. We started the season on a high note, Celebrating women's month by identifying talent in all regions. Everything was a success, to play women's league with eight clubs, and we would like to express gratitude to the Amateur Department for assisting us in improving our game and fulfilling all our requests i.e Clothing for the Provincial Team and T-shirts for the Women's structure.

### Provincial Team

The squad consisted of 16 players, the new young players from under 19 team where identified to form part in the Border squad.

### Practice

All the practices were attended according to the scheduled dates. The fitness level of the players improved this year as they had the services of a fitness trainer who was assisting them as a volunteer.

### Matches

The Border team played excellent cricket this season as they we playing against 4 teams, each team played in the 50 overs and T20 Competition.

### Challenges

- Infrastructure – most of the playing grounds were not in good condition, and sometimes were not prepared.
- Communication
- Working relation between the office, committee and clubs
- Transport for practice for provincial team.

Regards  
Zizo Papu



# UMPIRES

## DAWOOD ARKELDIEN

As we have come to the end of the 2015/16 cricket season, this is a review of the season.

This has been my first season as President and I must say that it has been a challenging, but successful season. This season has had many challenges on and off the field, but I believe it is important that we learn from all these challenges and we can move forward as a stronger association.

During the season we have been able to appoint two umpires per match for the Premier and Promotional Leagues. We have also tried to appoint two umpires to the other four leagues, but this has not always been possible due to the fact that we have not been able to increase our numbers considerably over the last year. I believe that this should be one of our main focus areas going forward, as we really need to increase our numbers considerably in order to be able to deliver a quality service.

We will be working closely with Border Cricket in order to address this situation. One of the focus areas that we are aiming for is to recruit and train umpires from the various schools in the Border area.

We have only been able to have one Level 1 course this year due to various factors. This course was held in King Williams Town. We envisage having more courses now during the off season, starting with a Level 1 course in East London during July 2016.

A disappointing factor is that our current members have not improved their qualifications this season. The Executive Committee is looking at ways to motivate all members to obtain a Level 3 qualification, as this is a pre-requisite to be nominated for a CSA tournament.

One of the highlights of the season was the nominations of a few of our umpires to the CSA Elite National Weeks:

|                              |   |
|------------------------------|---|
| USSA A Week                  | S. Matshaya   |
| KMCC Week                    | A. Sodumo   |
| CSA Cubs Week                | D. Arkeldien and S. Matshaya  |
| Varsity Cup                  | D. Arkeldien and S. Matshaya  |
| Rural Week                   | A. Sodumo   |
| Coca Cola T20 Schools Finals | D. Arkeldien and S. Matshaya  |
| Club Champs                  | D. Arkeldien and S. Matshaya<br>(Had to withdraw due to work commitments) |

All the umpires that attended these Weeks did really well, and the association was well represented as our umpires were involved in two finals.

We also had eight more umpires attending the various other regional and CSA Weeks. They have all done well, but the important issues for these umpires are to improve on their performances in order to be considered for the CSA Elite tournaments.

Our first class umpires Shaun George, Laurance Willemse and Bongani Ntshebe have also did very well this season. Their knowledge and guidance of the other members are crucial to the association providing a quality service to Border Cricket.

I would like to thank Border Cricket for their continued financial support. Although it has not always been easy, our relationship and co-operation has always been in the interest of the game. I would like to thank Deon Muller, Caroline Krause and Esther Rodze for their support throughout the season.

We have already started working together in order to improve on last season and to make sure that this coming season will be much better than the previous one.





# SCORERS

## NOKUBONGA DICKMOLO

### Executive Members:

|                             |            |
|-----------------------------|------------|
| <b>Chairperson</b>          | N Dickmolo |
| <b>Vice-Chairperson</b>     | M Nzukuma  |
| <b>Sec / Treasurer</b>      | K Wakeford |
| <b>Training Coordinator</b> | M Boo      |

There is not much on introduction for scorers, all that I can say is that we are not far from our Goals. The past season was good, we received a nice report from CSA about the way we have improved over the years and they hope we keep up the good work we are doing. I believe with the team we have we are only going forward as we all know our Goal

We had two National Weeks last year in December, most of our scorers had to score for both Weeks. The good thing was having our score doing cricinfo (internet). We sent Liyabuya Majiza (Middledrift) to the U13 week in JHB, Kwanele Tshapu (Middledrift) was here in East London with us for the U15 week, Bavuyise Zele (Alice) went to U17 week in PMB, Kyla Wakeford (East London) went to Coke Week in PE, Nokubonga Dickmolo did cricinfo at Coke week, Busisiwe Gantsho (Mdantsane) and Siphesihle Mbaru (Middledrift) went to rural U17 Week in Paarl, Phiwe Jack (Healdtown) did U15 week in East London, Mongezi Nzukuma (Middledrift) – Awonke Sandlana (Alice) – Thabile Phindiso (Mdantsane) – Khanya Jonas (East London) were doing cricinfo (internet) here in East London for the U15 Week.

Thabile Phindiso was the best scorer for the past season. She is also going to JHB to be trained to be an accredited trainer for scorers around border, and she has proven last season that she is capable of being a scorer's trainer. Siphesihle Mbaru was our most improved scorer and Bavuyise Zele was Scorers Scorer of the season.

We hosted three Woman Internationals at Buffalo Park, Scorers who scored include:

|                  |                      |
|------------------|----------------------|
| Noks Dickmolo    |                      |
| Mongezi Nzukuma  | (Middledrift)        |
| Kyla Wakeford    | (East London)        |
| Mzamo Boo        | (King Williams Town) |
| Lolwethu Tshaka  | (King Williams Town) |
| Awonke Sandlana  | (Alice)              |
| Curwin Ruiters   | (East London)        |
| Thabile Phindiso | (Mdantsane)          |
| Busisiwe Gantsho | (Mdantsane)          |

We also have Bavuyise Zele, Kwanele Tshapu, Liyabuya Majiza and Phiwe Jack who got their Level C's last season and they score for our domestic fixtures. Siphesihle Mbaru is joining us next season, she has improved a lot.

Our challenge is with club cricket, we need to increase the number of scorers more especially in East London.

The respect and recognition we get from the Match referees and umpires at Buffalo Park gives us more confidence, and being told by Karl Hurter that we must continue with the way we do thing is good knowing where we are coming from.

Lastly a special thanks to Deon, Caroline, Bev and Thando Boo for helping us throughout the season









# POINTS TABLE/ STATS

## THREE DAY CHALLENGE

Winner - KwaZulu-Natal Inland

| Pool A |     |     |      |      |      |      |        |
|--------|-----|-----|------|------|------|------|--------|
| Teams  | Mat | Won | Lost | Tied | Draw | Aban | Pts    |
| Wpr    | 10  | 5   | 3    | 0    | 2    | 0    | 127.44 |
| Nwest  | 10  | 5   | 2    | 0    | 3    | 0    | 113.74 |
| KZN    | 10  | 4   | 2    | 0    | 4    | 0    | 103.24 |
| Nthns  | 10  | 3   | 2    | 0    | 5    | 0    | 102.6  |
| SWD    | 10  | 3   | 3    | 0    | 4    | 0    | 91.52  |
| NCAPE  | 10  | 3   | 5    | 0    | 2    | 0    | 86.38  |
| Bor    | 10  | 2   | 3    | 0    | 5    | 0    | 76.82  |

| Pool B |     |     |      |      |      |      |        |
|--------|-----|-----|------|------|------|------|--------|
| Teams  | Mat | Won | Lost | Tied | Draw | Aban | Pts    |
| KZN In | 10  | 4   | 0    | 0    | 6    | 0    | 117.16 |
| Epr    | 10  | 4   | 2    | 0    | 4    | 0    | 116.1  |
| Eastn  | 10  | 3   | 4    | 0    | 3    | 0    | 106.88 |
| GTG    | 10  | 2   | 5    | 0    | 3    | 0    | 90.4   |
| FS     | 10  | 3   | 3    | 0    | 4    | 0    | 86.7   |
| Bol    | 10  | 2   | 2    | 0    | 6    | 0    | 81.3   |
| Nam    | 10  | 1   | 8    | 0    | 1    | 0    | 47.6   |

Points by match: Pool A



# SUNFOIL 3-DAY CUP

2015/16 - Border / Records / Batting and bowling averages

| BORDER BATTING AVERAGE (THREE DAY CHALLENGE) |     |      |    |      |      |       |      |       |     |    |   |    |    |
|--|-----|------|----|------|------|-------|------|-------|-----|----|---|----|----|
| Player                                       | Mat | Inns | NO | Runs | HS   | Ave   | BF   | SR    | 100 | 50 | 0 | 4s | 6s |
| MD Walters                                   | 9   | 15   | 3  | 633  | 117* | 52.75 | 1232 | 51.37 | 2   | 3  | 1 | 93 | 1  |
| DL Brown                                     | 10  | 16   | 3  | 524  | 103* | 40.30 | 976  | 53.68 | 1   | 2  | 2 | 65 | 4  |
| A Gqamane                                    | 3   | 4    | 1  | 107  | 47   | 35.66 | 145  | 73.79 | 0   | 0  | 0 | 15 | 0  |
| M Calana                                     | 5   | 7    | 1  | 210  | 51   | 35.00 | 403  | 52.10 | 0   | 1  | 0 | 35 | 0  |
| GVJ Koopman                                  | 8   | 14   | 0  | 444  | 103  | 31.71 | 923  | 48.10 | 1   | 3  | 1 | 67 | 0  |
| S Seyibokwe                                  | 5   | 9    | 0  | 279  | 59   | 31.00 | 450  | 62.00 | 0   | 1  | 0 | 35 | 0  |
| M Marais                                     | 10  | 16   | 2  | 400  | 109  | 28.57 | 650  | 61.53 | 1   | 2  | 2 | 48 | 18 |
| MJ Nqolo                                     | 2   | 2    | 0  | 48   | 28   | 24.00 | 127  | 37.79 | 0   | 0  | 0 | 5  | 0  |
| KD Bennett                                   | 5   | 9    | 1  | 188  | 68*  | 23.50 | 359  | 52.36 | 0   | 1  | 0 | 22 | 1  |
| A Mnci                                       | 4   | 5    | 0  | 96   | 41   | 19.20 | 296  | 32.43 | 0   | 0  | 0 | 12 | 0  |
| P Fojela                                     | 10  | 13   | 3  | 183  | 44   | 18.30 | 295  | 62.03 | 0   | 0  | 3 | 30 | 2  |
| B Williams                                   | 7   | 8    | 4  | 66   | 22*  | 16.50 | 173  | 38.15 | 0   | 0  | 0 | 6  | 0  |
| T Mnyaka                                     | 7   | 12   | 2  | 123  | 54   | 12.30 | 201  | 61.19 | 0   | 1  | 2 | 17 | 3  |
| Y Pangabantu                                 | 2   | 1    | 0  | 10   | 10   | 10.00 | 20   | 50.00 | 0   | 0  | 0 | 2  | 0  |
| TV Letsholo                                  | 5   | 9    | 0  | 86   | 23   | 9.55  | 246  | 34.95 | 0   | 0  | 2 | 15 | 0  |
| C Jonker                                     | 3   | 4    | 0  | 38   | 18   | 9.50  | 92   | 41.30 | 0   | 0  | 0 | 6  | 0  |
| CG Bosch                                     | 2   | 3    | 0  | 20   | 13   | 6.66  | 70   | 28.57 | 0   | 0  | 1 | 2  | 0  |
| S Ntuntwana                                  | 7   | 7    | 1  | 34   | 13   | 5.66  | 97   | 35.05 | 0   | 0  | 2 | 3  | 0  |
| LT Mdashe                                    | 1   | 2    | 0  | 10   | 10   | 5.00  | 39   | 25.64 | 0   | 0  | 1 | 1  | 0  |
| L Mbane                                      | 2   | 3    | 1  | 2    | 2    | 1.00  | 14   | 14.28 | 0   | 0  | 1 | 0  | 0  |
| Tsepo Ndwandwa                               | 3   | 2    | 1  | 1    | 1    | 1.00  | 5    | 20.00 | 0   | 0  | 0 | 0  | 0  |
| M Malika                                     | 1   | -    | -  | -    | -    | -     | -    | -     | -   | -  | - | -  | -  |
|  |     |      |    |      |      |       |      |       |     |    |   |    |    |

| BORDER BOWLING AVERAGE (THREE DAY CHALLENGE) |     |      |       |      |      |      |      |       |       |      |       |   |    |    |    |
|--|-----|------|-------|------|------|------|------|-------|-------|------|-------|---|----|----|----|
| Player                                       | Mat | Inns | Overs | Mdns | Runs | Wkts | BBI  | BBM   | Ave   | Econ | SR    | 5 | 10 | Ct | St |
| P Fojela                                     | 10  | 14   | 191.4 | 40   | 565  | 36   | 6/91 | 6/64  | 15.69 | 2.94 | 31.9  | 2 | 0  | 1  | 0  |
| A Gqamane                                    | 3   | 4    | 41.0  | 6    | 155  | 8    | 7/65 | 7/87  | 19.37 | 3.78 | 30.7  | 1 | 0  | 0  | 0  |
| T Mnyaka                                     | 7   | 11   | 130.0 | 16   | 469  | 23   | 5/14 | 8/84  | 20.39 | 3.60 | 33.9  | 2 | 0  | 2  | 0  |
| Tsepo Ndwandwa                               | 3   | 3    | 36.0  | 2    | 148  | 6    | 6/59 | 6/102 | 24.66 | 4.11 | 36.0  | 1 | 0  | 0  | 0  |
| M Marais                                     | 10  | 3    | 7.4   | 1    | 50   | 2    | 2/33 | 2/33  | 25.00 | 6.52 | 23.0  | 0 | 0  | 5  | 0  |
| CG Bosch                                     | 2   | 2    | 25.0  | 5    | 82   | 3    | 2/20 | 2/20  | 27.33 | 3.28 | 50.0  | 0 | 0  | 1  | 0  |
| S Ntuntwana                                  | 7   | 9    | 104.2 | 24   | 403  | 13   | 4/40 | 6/103 | 31.00 | 3.86 | 48.1  | 0 | 0  | 1  | 0  |
| Y Pangabantu                                 | 2   | 3    | 37.5  | 5    | 125  | 4    | 2/19 | 4/51  | 31.25 | 3.30 | 56.7  | 0 | 0  | 0  | 0  |
| L Mbane                                      | 2   | 3    | 38.3  | 5    | 128  | 4    | 3/46 | 3/46  | 32.00 | 3.32 | 57.7  | 0 | 0  | 0  | 0  |
| DL Brown                                     | 10  | 10   | 86.0  | 18   | 277  | 8    | 3/8  | 3/26  | 34.62 | 3.22 | 64.5  | 0 | 0  | 6  | 0  |
| B Williams                                   | 7   | 10   | 82.1  | 7    | 336  | 9    | 2/36 | 3/64  | 37.33 | 4.08 | 54.7  | 0 | 0  | 3  | 0  |
| GVJ Koopman                                  | 8   | 9    | 57.0  | 11   | 194  | 5    | 3/29 | 3/67  | 38.80 | 3.40 | 68.4  | 0 | 0  | 8  | 0  |
| C Jonker                                     | 3   | 2    | 14.0  | 4    | 55   | 1    | 1/39 | 1/39  | 55.00 | 3.92 | 84.0  | 0 | 0  | 1  | 0  |
| MJ Nqolo                                     | 2   | 2    | 18.0  | 5    | 61   | 1    | 1/51 | 1/51  | 61.00 | 3.38 | 108.0 | 0 | 0  | 0  | 0  |
| S Seyibokwe                                  | 5   | 3    | 15.5  | 0    | 76   | 1    | 1/34 | 1/34  | 76.00 | 4.80 | 95.0  | 0 | 0  | 4  | 0  |
| M Calana                                     | 5   | 1    | 7.0   | 3    | 7    | 0    | -    | -     | -     | 1.00 | -     | 0 | 0  | 3  | 0  |
| MD Walters                                   | 9   | 2    | 3.0   | 0    | 16   | 0    | -    | -     | -     | 5.33 | -     | 0 | 0  | 2  | 0  |
| KD Bennett                                   | 5   | -    | -     | -    | -    | -    | -    | -     | -     | -    | -     | - | -  | 3  | 0  |
| TV Letsholo                                  | 5   | -    | -     | -    | -    | -    | -    | -     | -     | -    | -     | - | -  | 19 | 0  |
| M Malika                                     | 1   | -    | -     | -    | -    | -    | -    | -     | -     | -    | -     | - | -  | -  | -  |
| LT Mdashe                                    | 1   | -    | -     | -    | -    | -    | -    | -     | -     | -    | -     | - | -  | 0  | 0  |
| A Mnci                                       | 4   | -    | -     | -    | -    | -    | -    | -     | -     | -    | -     | - | -  | 6  | 0  |
|  |     |      |       |      |      |      |      |       |       |      |       |   |    |    |    |

# CSA PROVINCIAL ONE DAY CHALLENGE - 2015/16

| POOL A |     |     |      |      |     |     |
|--------|-----|-----|------|------|-----|-----|
| Teams  | Mat | Won | Lost | Tied | N/R | Pts |
| Nwest  | 6   | 4   | 1    | 1    | 0   | 20  |
| Wpr    | 6   | 3   | 1    | 1    | 1   | 19  |
| SWD    | 6   | 4   | 2    | 0    | 0   | 17  |
| Nthns  | 6   | 3   | 3    | 0    | 0   | 15  |
| NCAPE  | 6   | 3   | 3    | 0    | 0   | 14  |
| Bor    | 6   | 1   | 3    | 0    | 2   | 8   |
| KZN    | 6   | 0   | 5    | 0    | 1   | 2   |

| POOL B |     |     |      |      |     |     |
|--------|-----|-----|------|------|-----|-----|
| Teams  | Mat | Won | Lost | Tied | N/R | Pts |
| GTG    | 6   | 4   | 2    | 0    | 0   | 19  |
| Epr    | 6   | 4   | 2    | 0    | 0   | 19  |
| KZNIn  | 6   | 3   | 3    | 0    | 0   | 15  |
| Bol    | 6   | 3   | 3    | 0    | 0   | 14  |
| Nam    | 6   | 3   | 3    | 0    | 0   | 12  |
| FS     | 6   | 2   | 4    | 0    | 0   | 9   |
| Eastn  | 6   | 2   | 4    | 0    | 0   | 8   |

| BORDER BATTING AVERAGES |     |      |    |      |    |       |     |        |     |    |   |    |    |  |
|-------------------------|-----|------|----|------|----|-------|-----|--------|-----|----|---|----|----|--|
| Player                  | Mat | Inns | NO | Runs | HS | Ave   | BF  | SR     | 100 | 50 | 0 | 4s | 6s |  |
| A Gqamane               | 1   | 1    | 0  | 65   | 65 | 65.00 | 53  | 122.64 | 0   | 1  | 0 | 7  | 2  |  |
| KD Bennett              | 3   | 2    | 0  | 86   | 58 | 43.00 | 133 | 64.66  | 0   | 1  | 0 | 5  | 1  |  |
| MJ Nqolo                | 1   | 1    | 0  | 39   | 39 | 39.00 | 68  | 57.35  | 0   | 0  | 0 | 1  | 1  |  |
| MD Walters              | 4   | 4    | 1  | 107  | 55 | 35.66 | 176 | 60.79  | 0   | 1  | 0 | 13 | 0  |  |
| GVJ Koopman             | 4   | 4    | 1  | 72   | 69 | 24.00 | 110 | 65.45  | 0   | 1  | 2 | 9  | 0  |  |
| L Mbane                 | 1   | 1    | 0  | 22   | 22 | 22.00 | 20  | 110.00 | 0   | 0  | 0 | 0  | 1  |  |
| S Seyibokwe             | 2   | 1    | 0  | 21   | 21 | 21.00 | 35  | 60.00  | 0   | 0  | 0 | 3  | 0  |  |
| M Marais                | 4   | 3    | 0  | 62   | 37 | 20.66 | 85  | 72.94  | 0   | 0  | 0 | 8  | 0  |  |
| C Jonker                | 2   | 2    | 0  | 40   | 25 | 20.00 | 38  | 105.26 | 0   | 0  | 0 | 3  | 1  |  |
| M Calana                | 4   | 3    | 0  | 54   | 29 | 18.00 | 60  | 90.00  | 0   | 0  | 0 | 6  | 0  |  |
| DL Brown                | 5   | 4    | 0  | 58   | 38 | 14.50 | 81  | 71.60  | 0   | 0  | 1 | 2  | 0  |  |
| P Fojela                | 4   | 3    | 0  | 30   | 28 | 10.00 | 30  | 100.00 | 0   | 0  | 1 | 2  | 2  |  |
| CG Bosch                | 2   | 2    | 0  | 19   | 14 | 9.50  | 36  | 52.77  | 0   | 0  | 0 | 2  | 0  |  |
| Y Pangabantu            | 3   | 2    | 0  | 9    | 9  | 4.50  | 19  | 47.36  | 0   | 0  | 1 | 1  | 0  |  |
| T Mnyaka                | 4   | 3    | 0  | 13   | 10 | 4.33  | 21  | 61.90  | 0   | 0  | 1 | 0  | 0  |  |
| JJ Kilani               | 2   | 1    | 0  | 3    | 3  | 3.00  | 12  | 25.00  | 0   | 0  | 0 | 0  | 0  |  |
| B Williams              | 3   | 3    | 1  | 2    | 1* | 1.00  | 11  | 18.18  | 0   | 0  | 1 | 0  | 0  |  |
| TV Letsholo             | 1   | 1    | 0  | 1    | 1  | 1.00  | 9   | 11.11  | 0   | 0  | 0 | 0  | 0  |  |
| A Mnci                  | 2   | 2    | 0  | 1    | 1  | 0.50  | 6   | 16.66  | 0   | 0  | 1 | 0  | 0  |  |
| S Ntuntwana             | 3   | 3    | 3  | 1    | 1* | -     | 3   | 33.33  | 0   | 0  | 0 | 0  | 0  |  |



| BORDER BOWLING AVERAGE |     |      |       |      |      |      |      |       |      |       |   |   |    |    |
|------------------------|-----|------|-------|------|------|------|------|-------|------|-------|---|---|----|----|
| Player                 | Mat | Inns | Overs | Mdns | Runs | Wkts | BBI  | Ave   | Econ | SR    | 4 | 5 | Ct | St |
| MJ Nqolo               | 1   | 1    | 10.0  | 0    | 31   | 3    | 3/31 | 10.33 | 3.10 | 20.0  | 0 | 0 | 0  | 0  |
| DL Brown               | 5   | 4    | 32.1  | 2    | 125  | 6    | 3/43 | 20.83 | 3.88 | 32.1  | 0 | 0 | 4  | 0  |
| P Fojela               | 4   | 4    | 29.5  | 1    | 125  | 6    | 2/17 | 20.83 | 4.18 | 29.8  | 0 | 0 | 0  | 0  |
| GVJ Koopman            | 4   | 4    | 23.0  | 2    | 98   | 1    | 1/30 | 98.00 | 4.26 | 138.0 | 0 | 0 | 1  | 0  |
| S Ntuntwana            | 3   | 3    | 14.0  | 0    | 64   | 2    | 1/23 | 32.00 | 4.57 | 42.0  | 0 | 0 | 1  | 0  |
| T Mnyaka               | 4   | 4    | 28.0  | 1    | 138  | 6    | 4/18 | 23.00 | 4.92 | 28.0  | 1 | 0 | 0  | 0  |
| B Williams             | 3   | 2    | 9.0   | 0    | 46   | 0    | -    | -     | 5.11 | -     | 0 | 0 | 0  | 0  |
| Y Pangabantu           | 3   | 3    | 16.0  | 1    | 86   | 5    | 3/37 | 17.20 | 5.37 | 19.2  | 0 | 0 | 1  | 0  |
| A Gqamane              | 1   | 1    | 8.5   | 0    | 51   | 3    | 3/51 | 17.00 | 5.77 | 17.6  | 0 | 0 | 3  | 0  |
| CG Bosch               | 2   | 2    | 8.0   | 0    | 48   | 2    | 2/31 | 24.00 | 6.00 | 24.0  | 0 | 0 | 0  | 0  |
| L Mbane                | 1   | 1    | 10.0  | 0    | 68   | 1    | 1/68 | 68.00 | 6.80 | 60.0  | 0 | 0 | 0  | 0  |
| C Jonker               | 2   | 1    | 5.0   | 0    | 34   | 1    | 1/34 | 34.00 | 6.80 | 30.0  | 0 | 0 | 2  | 0  |
| M Calana               | 4   | 2    | 6.0   | 0    | 53   | 1    | 1/37 | 53.00 | 8.83 | 36.0  | 0 | 0 | 1  | 0  |
| KD Bennett             | 3   | -    | -     | -    | -    | -    | -    | -     | -    | -     | - | - | 1  | 0  |
| JJ Kilani              | 2   | -    | -     | -    | -    | -    | -    | -     | -    | -     | - | - | 4  | 0  |
| TV Letsholo            | 1   | -    | -     | -    | -    | -    | -    | -     | -    | -     | - | - | 1  | 0  |
| M Marais               | 4   | -    | -     | -    | -    | -    | -    | -     | -    | -     | - | - | 1  | 0  |
| A Mnci                 | 2   | -    | -     | -    | -    | -    | -    | -     | -    | -     | - | - | 2  | 1  |
| S Seyibokwe            | 2   | -    | -     | -    | -    | -    | -    | -     | -    | -     | - | - | 0  | 0  |
| MD Walters             | 4   | -    | -     | -    | -    | -    | -    | -     | -    | -     | - | - | 4  | 0  |

Records includes the following current or recent matches:

## T20 CHALLENGE

We played 4 T20 matches this season. We lost to EP by 9 wickets. We beat both Namibia and Boland convincingly. Our last match against KZN was a nail biting affair but unfortunately we lost by 2 runs.

| T20 CHALLENGE POINTS TABLE |     |     |      |      |     |     |
|----------------------------|-----|-----|------|------|-----|-----|
| Teams                      | Mat | Won | Lost | Tied | N/R | Pts |
| KZNIn                      | 4   | 4   | 0    | 0    | 0   | 18  |
| Epr                        | 4   | 4   | 0    | 0    | 0   | 17  |
| FS                         | 4   | 3   | 1    | 0    | 0   | 15  |
| Wpr                        | 4   | 3   | 1    | 0    | 0   | 14  |
| Nthns                      | 4   | 3   | 1    | 0    | 0   | 13  |
| SWD                        | 4   | 2   | 2    | 0    | 0   | 9   |
| Bor                        | 4   | 2   | 2    | 0    | 0   | 8   |
| KZN                        | 4   | 2   | 2    | 0    | 0   | 8   |
| Nwest                      | 4   | 2   | 2    | 0    | 0   | 8   |
| NCAPE                      | 4   | 2   | 2    | 0    | 0   | 8   |
| Eastn                      | 4   | 1   | 3    | 0    | 0   | 4   |
| Nam                        | 4   | 0   | 4    | 0    | 0   | 0   |
| GTG                        | 4   | 0   | 4    | 0    | 0   | 0   |
| Bol                        | 4   | 0   | 4    | 0    | 0   | 0   |

| T20 CHALLENGE - BORDER BATTING AVERAGE |     |      |    |      |     |       |     |        |     |    |   |    |    |
|--|-----|------|----|------|-----|-------|-----|--------|-----|----|---|----|----|
| Player                                 | Mat | Inns | NO | Runs | HS  | Ave   | BF  | SR     | 100 | 50 | 0 | 4s | 6s |
| MD Walters                             | 4   | 3    | 2  | 52   | 31  | 52.00 | 48  | 108.33 | 0   | 0  | 0 | 6  | 0  |
| S Seyibokwe                            | 3   | 3    | 0  | 149  | 78  | 49.66 | 120 | 124.16 | 0   | 2  | 0 | 12 | 5  |
| M Marais                               | 4   | 4    | 1  | 117  | 50  | 39.00 | 82  | 142.68 | 0   | 1  | 0 | 10 | 6  |
| GVJ Koopman                            | 4   | 4    | 0  | 127  | 69  | 31.75 | 101 | 125.74 | 0   | 1  | 0 | 16 | 2  |
| DL Brown                               | 4   | 4    | 1  | 72   | 32  | 24.00 | 44  | 163.63 | 0   | 0  | 0 | 8  | 1  |
| M Malika                               | 2   | 1    | 0  | 7    | 7   | 7.00  | 8   | 87.50  | 0   | 0  | 0 | 1  | 0  |
| A Gqamane                              | 1   | 1    | 0  | 2    | 2   | 2.00  | 4   | 50.00  | 0   | 0  | 0 | 0  | 0  |
| P Fojela                               | 2   | 1    | 0  | 0    | 0   | 0.00  | 1   | 0.00   | 0   | 0  | 1 | 0  | 0  |
| MJ Nqolo                               | 1   | 1    | 1  | 23   | 23* | -     | 11  | 209.09 | 0   | 0  | 0 | 4  | 0  |
| CG Bosch                               | 1   | 1    | 1  | 8    | 8*  | -     | 6   | 133.33 | 0   | 0  | 0 | 1  | 0  |
| M Calana                               | 3   | 2    | 2  | 6    | 5*  | -     | 4   | 150.00 | 0   | 0  | 0 | 1  | 0  |
| JJ Kilani                              | 1   | -    | -  | -    | -   | -     | -   | -      | -   | -  | - | -  | -  |
| TV Letsholo                            | 1   | -    | -  | -    | -   | -     | -   | -      | -   | -  | - | -  | -  |
| L Mbane                                | 2   | -    | -  | -    | -   | -     | -   | -      | -   | -  | - | -  | -  |
| LT Mdashe                              | 1   | -    | -  | -    | -   | -     | -   | -      | -   | -  | - | -  | -  |

| T20 CHALLENGE - BORDER BATTING AVERAGE |     |      |    |      |    |     |    |    |     |    |   |    |    |
|--|-----|------|----|------|----|-----|----|----|-----|----|---|----|----|
| Player                                 | Mat | Inns | NO | Runs | HS | Ave | BF | SR | 100 | 50 | 0 | 4s | 6s |
| A Mnci                                 | 1   | -    | -  | -    | -  | -   | -  | -  | -   | -  | - | -  | -  |
| T Mnyaka                               | 3   | -    | -  | -    | -  | -   | -  | -  | -   | -  | - | -  | -  |
| S Ntuntwana                            | 1   | -    | -  | -    | -  | -   | -  | -  | -   | -  | - | -  | -  |
| Y Pangabantu                           | 2   | -    | -  | -    | -  | -   | -  | -  | -   | -  | - | -  | -  |
| Tsepo Ndwandwa                         | 1   | -    | -  | -    | -  | -   | -  | -  | -   | -  | - | -  | -  |
| B Williams                             | 2   | -    | -  | -    | -  | -   | -  | -  | -   | -  | - | -  | -  |

| T20 CHALLENGE - BORDER BOWLING AVERAGE |     |      |       |      |      |      |      |       |       |      |   |   |    |    |
|--|-----|------|-------|------|------|------|------|-------|-------|------|---|---|----|----|
| Player                                 | Mat | Inns | Overs | Mdns | Runs | Wkts | BBI  | Ave   | Econ  | SR   | 4 | 5 | Ct | St |
| CG Bosch                               | 1   | 1    | 4.0   | 0    | 16   | 0    | -    | -     | 4.00  | -    | 0 | 0 | 0  | 0  |
| MJ Nqolo                               | 1   | 1    | 2.0   | 0    | 11   | 2    | 2/11 | 5.50  | 5.50  | 6.0  | 0 | 0 | 0  | 0  |
| M Calana                               | 3   | 1    | 2.1   | 0    | 13   | 0    | -    | -     | 6.00  | -    | 0 | 0 | 2  | 0  |
| GVJ Koopman                            | 4   | 4    | 13.0  | 0    | 86   | 5    | 4/22 | 17.20 | 6.61  | 15.6 | 1 | 0 | 5  | 0  |
| A Gqamane                              | 1   | 1    | 4.0   | 0    | 27   | 1    | 1/27 | 27.00 | 6.75  | 24.0 | 0 | 0 | 0  | 0  |
| Tsepo Ndwandwa                         | 1   | 1    | 3.0   | 0    | 21   | 3    | 3/21 | 7.00  | 7.00  | 6.0  | 0 | 0 | 0  | 0  |
| P Fojela                               | 2   | 2    | 6.0   | 0    | 47   | 2    | 2/33 | 23.50 | 7.83  | 18.0 | 0 | 0 | 0  | 0  |
| B Williams                             | 2   | 2    | 7.0   | 0    | 57   | 1    | 1/23 | 57.00 | 8.14  | 42.0 | 0 | 0 | 0  | 0  |
| Y Pangabantu                           | 2   | 2    | 4.0   | 0    | 34   | 1    | 1/23 | 34.00 | 8.50  | 24.0 | 0 | 0 | 0  | 0  |
| L Mbane                                | 2   | 2    | 6.0   | 0    | 53   | 2    | 2/31 | 26.50 | 8.83  | 18.0 | 0 | 0 | 0  | 0  |
| DL Brown                               | 4   | 2    | 4.0   | 0    | 37   | 0    | -    | -     | 9.25  | -    | 0 | 0 | 1  | 0  |
| S Ntuntwana                            | 1   | 1    | 3.0   | 0    | 28   | 1    | 1/28 | 28.00 | 9.33  | 18.0 | 0 | 0 | 0  | 0  |
| T Mnyaka                               | 3   | 3    | 7.0   | 0    | 73   | 5    | 5/23 | 14.60 | 10.42 | 8.4  | 0 | 1 | 1  | 0  |
| LT Mdashe                              | 1   | 1    | 1.0   | 0    | 14   | 0    | -    | -     | 14.00 | -    | 0 | 0 | 0  | 0  |
| M Marais                               | 4   | 1    | 1.0   | 0    | 15   | 0    | -    | -     | 15.00 | -    | 0 | 0 | 0  | 0  |
| JJ Kilani                              | 1   | -    | -     | -    | -    | -    | -    | -     | -     | -    | - | - | 0  | 0  |
| TV Letsholo                            | 1   | -    | -     | -    | -    | -    | -    | -     | -     | -    | - | - | 0  | 0  |
| M Malika                               | 2   | -    | -     | -    | -    | -    | -    | -     | -     | -    | - | - | 1  | 1  |
| A Mnci                                 | 1   | -    | -     | -    | -    | -    | -    | -     | -     | -    | - | - | 2  | 0  |
| S Seyibokwe                            | 3   | -    | -     | -    | -    | -    | -    | -     | -     | -    | - | - | 0  | 0  |
| MD Walters                             | 4   | -    | -     | -    | -    | -    | -    | -     | -     | -    | - | - | 2  | 0  |



## LOG STANDINGS

| PREMIER LEAGUE 2015/2016 |              |    |    |        |    |        |       |       |     |
|--------------------------|--------------|----|----|--------|----|--------|-------|-------|-----|
|                          | Team         | P  | W  | Pnltly | L  | Tie/NR | Bonus | NRR   | Pts |
| 1                        | Old Boys     | 18 | 13 |        | 3  | 2      | 9     | 0.60  | 80  |
| 2                        | Bohemians    | 18 | 13 |        | 3  | 2      | 8     | 1.10  | 79  |
| 3                        | UFH          | 18 | 10 |        | 3  | 5      | 10    | 1.57  | 75  |
| 4                        | United       | 18 | 12 |        | 5  | 1      | 12    | 1.53  | 75  |
| 5                        | Good Hope    | 18 | 9  | 1      | 8  | 1      | 5     | -0.31 | 47  |
| 6                        | Buffaloes    | 18 | 7  |        | 9  | 2      | 5     | -0.33 | 46  |
| 7                        | Willows      | 18 | 7  |        | 10 | 1      | 5     | -0.39 | 43  |
| 8                        | Hamiltons    | 18 | 6  |        | 11 | 1      | 4     | -0.40 | 37  |
| 9                        | Super Eagles | 18 | 4  |        | 14 | 0      | 4     | -1.45 | 24  |
| 10                       | Queenstown   | 18 | 1  | 2      | 16 | 1      | 1     | -2.35 | -3  |
| logs as at 15 March 2016 |              |    |    |        |    |        |       |       |     |

| PROMOTION LEAGUE 2015/2016 |             |    |    |        |    |        |       |       |     |
|----------------------------|-------------|----|----|--------|----|--------|-------|-------|-----|
|                            | Team        | P  | W  | Pnltly | L  | Tie/NR | Bonus | NRR   | Pts |
| 1                          | Middledrift | 16 | 12 |        | 1  | 3      | 10    | 1.69  | 79  |
| 2                          | Healdtown   | 16 | 9  |        | 4  | 3      | 6     | 0.76  | 60  |
| 3                          | Alice       | 16 | 10 | 1      | 5  | 1      | 10    | 1.01  | 57  |
| 4                          | Stirling    | 16 | 7  |        | 5  | 4      | 6     | 0.81  | 53  |
| 5                          | Sisonke     | 16 | 7  | 1      | 7  | 2      | 6     | -0.04 | 41  |
| 6                          | Masakhane   | 16 | 5  |        | 8  | 3      | 4     | -0.76 | 38  |
| 7                          | Gwaba       | 16 | 4  |        | 9  | 3      | 4     | -0.20 | 33  |
| 8                          | Pioneers    | 16 | 4  | 1      | 12 | 0      | 3     | -2.07 | 17  |
| 9                          | Black Lions | 16 | 3  | 4      | 10 | 3      | 3     | -1.78 | 3   |
| logs as at 07 March 2016   |             |    |    |        |    |        |       |       |     |

| SECOND LEAGUE 2014/2015 CRICKET SEASON |                                       |    |    |   |        |     |
|--|---------------------------------------|----|----|---|--------|-----|
|  | Team                                  | P  | W  | L | Tie/NR | Pts |
| 1                                      | Gonubie Cricket Club                  | 18 | 12 | 2 | 4      | 28  |
| 2                                      | United Cricket Club                   | 18 | 11 | 1 | 6      | 28  |
| 3                                      | Kwelerha Cricket Club                 | 18 | 9  | 3 | 6      | 24  |
| 4                                      | Alberts Cricket Club                  | 18 | 9  | 5 | 4      | 22  |
| 5                                      | YADAC Cricket Club                    | 18 | 8  | 7 | 3      | 19  |
| 6                                      | Nestlé Cricket Club                   | 18 | 8  | 7 | 3      | 19  |
| 7                                      | Buffaloes Cricket Club                | 18 | 7  | 6 | 5      | 19  |
| 8                                      | Old Selbornian Cricket Club           | 18 | 6  | 6 | 5      | 18  |
| 9                                      | University of Fort Hare Cricket Club  | 18 | 4  | 8 | 6      | 14  |
| 10                                     | Bonanza Cricket Club                  | 18 | 3  | 9 | 6      | 12  |
| 11                                     | Walter Sisulu University Cricket Club | 16 | 3  | 9 | 4      | 10  |

| PREMIER RESERVE LEAGUE 2014/2015 CRICKET SEASON |                                      |    |    |    |        |     |
|---|--------------------------------------|----|----|----|--------|-----|
|   | Team                                 | P  | W  | L  | Tie/NR | Pts |
| 1   | Bohemians Cricket Club               | 18 | 15 | 2  | 1      | 31  |
| 2   | United Cricket Club                  | 18 | 14 | 3  | 1      | 29  |
| 3   | Old Selbornian Cricket Club          | 18 | 10 | 4  | 4      | 24  |
| 4   | Hamiltons Cricket Club               | 18 | 10 | 4  | 4      | 24  |
| 5   | Buffaloes Cricket Club               | 18 | 9  | 6  | 3      | 21  |
| 6   | University of Fort Hare Cricket Club | 18 | 5  | 7  | 6      | 16  |
| 7   | Queenstown Royals Cricket Club       | 18 | 4  | 9  | 5      | 13  |
| 8   | Good Hope Cricket Club               | 18 | 4  | 11 | 3      | 11  |
| 9   | Super Eagles Cricket Club            | 18 | 2  | 14 | 2      | 6   |
| 10  | Willows Cricket Club                 | 18 | 1  | 14 | 3      | 5   |

| BORDER RESERVE LEAGUE 2014/2015 CRICKET SEASON |                          |    |    |    |        |     |
|--|--------------------------|----|----|----|--------|-----|
|  | Team                     | P  | W  | L  | Tie/NR | Pts |
| 1  | Gonubie SuperSpar CC     | 20 | 13 | 3  | 4      | 30  |
| 2  | Stutterheim              | 20 | 11 | 3  | 6      | 28  |
| 3  | Hamiltons CC             | 20 | 9  | 6  | 5      | 23  |
| 4  | ITEC Stirling Old Boys 1 | 20 | 9  | 7  | 4      | 22  |
| 5  | Alberts CCw              | 20 | 8  | 7  | 5      | 21  |
| 6  | Komga CC                 | 20 | 7  | 7  | 6      | 20  |
| 7  | Bohemians CC             | 20 | 8  | 9  | 3      | 19  |
| 8  | ITEC Stirling Old Boys 2 | 20 | 7  | 9  | 4      | 18  |
| 9  | Healdtown CC             | 20 | 5  | 11 | 4      | 14  |
| 10   | Bufs CC                  | 20 | 4  | 11 | 5      | 13  |
| 11   | Siyakhula CC             | 20 | 3  | 11 | 6      | 12  |

| WOMEN'S BORDER CLUB LEAGUE 2015/2016 |                                      |    |   |   |      |     |           |
|--------------------------------------|--------------------------------------|----|---|---|------|-----|-----------|
|                                      | Team                                 | P  | W | L | Drew | Tie | Total Pts |
| 1                                    | Middledrift Cricket Club             | 10 | 8 | 0 | 0    | 2   | 26        |
| 2                                    | Good Hope Cricket Club               | 10 | 6 | 2 | 0    | 2   | 20        |
| 3                                    | Healdtown Cricket Club               | 10 | 4 | 2 | 0    | 4   | 16        |
| 5                                    | Alice Cricket Club                   | 10 | 4 | 3 | 0    | 3   | 15        |
| 4                                    | Willows Cricket Club                 | 10 | 4 | 5 | 0    | 1   | 13        |
| 6                                    | Healdtown Cricket Club 2             | 10 | 2 | 4 | 0    | 4   | 10        |
| 7                                    | University of Fort Hare Cricket Club | 10 | 2 | 8 | 0    | 0   | 6         |
| 8                                    | Mzontsundu Cricket Club              | 10 | 1 | 7 | 0    | 2   | 5         |

| Women's Provincial League 2015/16   |   |   |   |      |    |       |         |     |        |
|---|---|---|---|------|----|-------|---------|-----|--------|
| Top 6   | P | W | L | Tied | NR | Bonus | Penalty | Pts | Net RR |
| North West  | 5 | 4 | 1 | 0    | 0  | 1     | 0       | 17  | 0.28   |
| Gauteng   | 5 | 3 | 2 | 0    | 0  | 3     | 0       | 15  | 1.65   |
| Western Province  | 5 | 3 | 2 | 0    | 0  | 2     | 0       | 14  | 0.44   |
| Boland  | 5 | 3 | 2 | 0    | 0  | 1     | 0       | 13  | -0.24  |
| Free State  | 5 | 1 | 4 | 0    | 0  | 1     | 0       | 5   | -0.82  |
| Northerns   | 5 | 1 | 4 | 0    | 0  | 1     | 0       | 5   | -1.09  |
| Free State finished ahead of Northerns by virtue of winning the match between them. |   |   |   |      |    |       |         |     |        |

| POOL A   |     |     |      |      |     |       |         |     |       |
|--|-----|-----|------|------|-----|-------|---------|-----|-------|
| Teams  | Mat | Won | Lost | Tied | N/R | Bonus | Penalty | Pts |       |
| Eastern Province   | 4   | 3   | 1    | 0    | 0   | 3     | 0       | 15  | 2.39  |
| Border   | 4   | 3   | 1    | 0    | 0   | 3     | 0       | 15  | 2.01  |
| South Western Districts  | 4   | 3   | 1    | 0    | 0   | 3     | 0       | 15  | 0.83  |
| Northern Cape  | 4   | 1   | 3    | 0    | 0   | 1     | 0       | 5   | -2.26 |
| Kei  | 4   | 0   | 4    | 0    | 0   | 0     | 0       | 0   | -2.62 |
| Eastern Province, Border and South Western Districts finished in that order on net run-rate. |     |     |      |      |     |       |         |     |       |

| POOL B               |     |     |      |      |     |       |         |     |       |
|----------------------|-----|-----|------|------|-----|-------|---------|-----|-------|
| Teams                | Mat | Won | Lost | Tied | N/R | Bonus | Penalty | Pts |       |
| KwaZulu-Natal        | 4   | 4   | 0    | 0    | 0   | 4     | 0       | 20  | 3.21  |
| Easterns             | 4   | 2   | 1    | 0    | 1   | 2     | 0       | 12  | 1.92  |
| KwaZulu-Natal Inland | 4   | 1   | 2    | 0    | 1   | 1     | 0       | 7   | -0.79 |
| Limpopo              | 4   | 1   | 3    | 0    | 0   | 1     | 0       | 5   | -0.76 |
| Mpumalanga           | 4   | 1   | 3    | 0    | 0   | 0     | 0       | 4   | -2.85 |

## NATIONAL WEEK

| POOL A           |     |     |      |      |     |       |         |     |       |
|------------------|-----|-----|------|------|-----|-------|---------|-----|-------|
| Teams            | Mat | Won | Lost | Tied | N/R | Bonus | Penalty | Pts |       |
| Boland           | 3   | 3   | 0    | 0    | 0   | 1     | 0       | 13  | 0.74  |
| North West       | 3   | 2   | 1    | 0    | 0   | 1     | 0       | 9   | 0.82  |
| Free State       | 3   | 1   | 2    | 0    | 0   | 1     | 0       | 5   | 0.49  |
| Eastern Province | 3   | 0   | 3    | 0    | 0   | 0     | 0       | 0   | -1.99 |

| POOL B           |     |     |      |      |     |       |         |     |       |
|------------------|-----|-----|------|------|-----|-------|---------|-----|-------|
| Teams            | Mat | Won | Lost | Tied | N/R | Bonus | Penalty | Pts |       |
| Western Province | 3   | 3   | 0    | 0    | 0   | 3     | 0       | 15  | 2.38  |
| Gauteng          | 3   | 2   | 1    | 0    | 0   | 1     | 0       | 9   | 0.15  |
| Northerns        | 3   | 1   | 2    | 0    | 0   | 1     | 0       | 5   | -0.21 |
| KwaZulu-Natal    | 3   | 0   | 3    | 0    | 0   | 0     | 0       | 0   | -2.07 |



# ANNUAL FINANCIAL STATEMENTS

For the year ended 30 April 2016

Border Cricket - Association incorporated under Section 21  
(Registration number 2000/012072/08)  
Annual financial statements  
for the year ended 30 April 2016

## General Information

|  |   |
|--|---|
| <b>Country of incorporation and domicile</b>       | South Africa  |
| <b>Nature of business and principal activities</b> | Custodianship of all cricket activities which ultimately advance amateur and professional cricket for all South Africans, falling within the jurisdiction of the Border Affiliate member as currently defined and recognised by Cricket South Africa. |
| <b>Directors</b>                                   | SF Ndzundzu<br>TM Ganda<br>MJ Smith<br>T Booï<br>ZM Dweba<br>S Moore<br>P Elworthy<br>UL Madia<br>C Hartland  |
| <b>Registered office</b>                           | 3 Buffalo Park Drive<br>Arcadia<br>East London<br>South Africa<br>5201  |
| <b>Business address</b>                            | Buffalo Park<br>3 Buffalo Park Drive<br>East London<br>South Africa<br>5201   |
| <b>Postal address</b>                              | PO Box 803<br>East London<br>South Africa<br>5200   |
| <b>Bankers</b>                                     | First National Bank   |
| <b>Auditor's</b>                                   | PricewaterhouseCoopers<br>Chartered Accountants (S.A.)<br>Registered Auditors   |
| <b>Company registration number</b>                 | 2000/012072/08  |
| <b>Tax reference number</b>                        | 9581061141  |

## Index

The reports and statements set out below comprise the annual financial statements presented to the shareholder:

|   | Page    |
|---|---------|
| Directors' Responsibilities and Approval  | 3       |
| Directors' Report   | 4       |
| Independent Auditor's Report  | 5       |
| Statement of Financial Position   | 6       |
| Statement of Comprehensive Income   | 7       |
| Statement of Changes in Equity  | 8       |
| Statement of Cash Flows   | 9       |
| Accounting Policies   | 10 - 13 |
| Notes to the Annual Financial Statements  | 14 - 19 |
| The following supplementary information does not form part of the annual financial statements and is unaudited: |         |
| Detailed Income Statement   | 20 - 22 |



## Directors' Responsibilities and Approval

The directors are required by the Companies Act 71 of 2008, to maintain adequate accounting records and are responsible for the content and integrity of the annual financial statements and related financial information included in this report. It is their responsibility to ensure that the annual financial statements fairly present the state of affairs of the company as at the end of the financial year and the results of its operations and cash flows for the period then ended, in conformity with the International Financial Reporting Standard for Small and Medium-sized Entities. The external auditor's is engaged to express an independent opinion on the annual financial statements.

The annual financial statements are prepared in accordance with the International Financial Reporting Standard for Small and Medium-sized Entities and are based upon appropriate accounting policies consistently applied and supported by reasonable and prudent judgements and estimates.

The directors acknowledge that they are ultimately responsible for the system of internal financial control established by the company and place considerable importance on maintaining a strong control environment. To enable the directors to meet these responsibilities, the directors sets standards for internal control aimed at reducing the risk of error or loss in a cost effective manner. The standards include the proper delegation of responsibilities within a clearly defined framework, effective accounting procedures and adequate segregation of duties to ensure an acceptable level of risk. These controls are monitored throughout the company and all employees are required to maintain the highest ethical standards in ensuring the company's business is conducted in a manner that in all reasonable circumstances is above reproach. The focus of risk management in the company is on identifying, assessing, managing and monitoring all known forms of risk across the company. While operating risk cannot be fully eliminated, the company endeavours to minimise it by ensuring that appropriate infrastructure, controls, systems and ethical behaviour are applied and managed within predetermined procedures and constraints.

The directors are of the opinion, based on the information and explanations given by management, that the system of internal control provides reasonable assurance that the financial records may be relied on for the preparation of the annual financial statements. However, any system of internal financial control can provide only reasonable, and not absolute, assurance against material misstatement or loss.

The directors have reviewed the company's cash flow forecast for the year to 30 April 2017 and, in light of this review and the current financial position, they are satisfied that the company has or has access to adequate resources to continue in operational existence for the foreseeable future.

The external auditor's are responsible for independently auditing and reporting on the company's annual financial statements. The annual financial statements have been examined by the company's external auditor's and their report is presented on page 5.

The external auditor's were given unrestricted access to all financial records and related data, including minutes of all meetings of the shareholder, the directors and committees of the board. The directors believe that all representations made to the independent auditor's during their audit are valid and appropriate.

The annual financial statements and additional schedules set out on pages 4 to 21, which have been prepared on the going concern basis, were approved by the directors on 30 September 2016 and were signed on its behalf by:

**Signed on behalf of the Board of Directors By:**



30/09/2016

**TM Ganda**

## Directors' Report

The directors have pleasure in submitting their report on the annual financial statements of Border Cricket - Association incorporated under Section 21 and its associates for the year ended 30 April 2016.

### 1. Nature of business

The company is engaged as custodians of all cricket activities which ultimately advance amateur and professional cricket for all South Africans, falling within the jurisdiction of the Border affiliate member as currently recognised by Cricket South Africa, and operated principally in South Africa.

There have been no material changes to the nature of the company's business from the prior year.

### 2. Going concern

The directors believe that the company has adequate financial resources to continue in operation for the foreseeable future and accordingly the annual financial statements have been prepared on a going concern basis. The directors have satisfied themselves that the company is in a sound financial position and that it has access to sufficient borrowing facilities to meet its foreseeable cash requirements. The directors are not aware of any new material changes that may adversely impact the company. The directors are also not aware of any material non-compliance with statutory or regulatory requirements or of any pending changes to legislation which may affect the company.

### 3. Events after the reporting period

The directors are not aware of any material event which occurred after the reporting date and up to the date of this report that would have a material impact on these annual financial statements.

### 4. Directors

The directors in office at the date of this report are as follows:

| Directors   | Changes                    |
|-------------|----------------------------|
| SF Ndzundzu |                            |
| TM Ganda    |                            |
| MJ Smith    |                            |
| T Booï      |                            |
| ZM Dweba    |                            |
| LR Maurice  | Resigned 23 June 2015      |
| SJ Naidoo   | Resigned 05 July 2015      |
| S Moore     |                            |
| P Elworthy  | Appointed 06 November 2015 |
| UL Madia    |                            |
| C Hartland  |                            |

### 5. Auditors

PricewaterhouseCoopers continued in office as auditors for the company for 2016.

## INDEPENDENT AUDITOR'S REPORT TO THE MEMBERS OF BORDER CRICKET (ASSOCIATION INCORPORATED UNDER SECTION 21)

We have audited the financial statements of Border Cricket (Association Incorporated Under Section 21) set out on pages 6 to 19, which comprise the statement of financial position as at 30 April 2016, and the statement of comprehensive income, statement of changes in equity and statement of cash flows for the year then ended, and the notes, comprising a summary of significant accounting policies and other explanatory information.

### *Directors' Responsibility for the Financial Statements*

The company's directors are responsible for the preparation and fair presentation of these financial statements in accordance with the International Financial Reporting Standard for Small and Medium-sized Entities and the requirements of the Companies Act of South Africa, and for such internal control as the directors determine is necessary to enable the preparation of financial statements that are free from material misstatement, whether due to fraud or error.

### *Auditor's Responsibility*

Our responsibility is to express an opinion on these financial statements based on our audit. We conducted our audit in accordance with International Standards on Auditing. Those standards require that we comply with ethical requirements and plan and perform the audit to obtain reasonable assurance about whether the financial statements are free from material misstatement.

An audit involves performing procedures to obtain audit evidence about the amounts and disclosures in the financial statements. The procedures selected depend on the auditor's judgement, including the assessment of the risks of material misstatement of the financial statements, whether due to fraud or error. In making those risk assessments, the auditor considers internal control relevant to the entity's preparation and fair presentation of the financial statements in order to design audit procedures that are appropriate in the circumstances, but not for the purpose of expressing an opinion on the effectiveness of the entity's internal control. An audit also includes evaluating the appropriateness of accounting policies used and the reasonableness of accounting estimates made by management, as well as evaluating the overall presentation of the financial statements.

We believe that the audit evidence we have obtained is sufficient and appropriate to provide a basis for our audit opinion.

### *Opinion*


In our opinion, the financial statements present fairly, in all material respects, the financial position of Border Cricket (Association Incorporated Under Section 21) as at 30 April 2016 and its financial performance and its cash flows for the year then ended in accordance with the International Financial Reporting Standard for Small and Medium-sized Entities and the requirements of the Companies Act of South Africa.

### *Other reports required by the Companies Act*

As part of our audit of the financial statements for the year ended 30 April 2016, we have read the Directors' Report for the purpose of identifying whether there are material inconsistencies between these reports and the audited financial statements. These reports are the responsibility of the respective preparers. Based on reading these reports we have not identified material inconsistencies between these reports and the audited financial statements. However, we have not audited these reports and accordingly do not express an opinion on these reports.

### *Other matters*

The supplementary information set out on pages 20 to 21 does not form part of the financial statements and is presented as additional information. We have not audited these schedules and accordingly we do not express an opinion thereon.



PricewaterhouseCoopers Inc.

Director: JM Mauer

Registered Auditor

East London

30 September 2016

.....  
PricewaterhouseCoopers Inc., Palm Square Office Park, Acacia House, Bonza Bay Road, Beacon Bay 5241  
P O Box 13069, Vincent 5217  
T: +27 (43) 707 9600, F: +27 (43) 707 9700, www.pwc.co.za

Chief Executive Officer: T D Shango

Management Committee: S N Madikane, J S Masondo, P J Mothibe, C Richardson, F Tonelli, C Volschenk

The Company's principal place of business is at 2 Eglon Road, Sunninghill where a list of directors' names is available for inspection.

Reg. no. 1998/012055/21, VAT reg.no. 4950174682



## Statement of Financial Position

|                                     | Notes | 2016<br>R         | 2015<br>R         |
|-------------------------------------|-------|-------------------|-------------------|
| <b>Assets</b>                       |       |                   |                   |
| <b>Non-Current Assets</b>           |       |                   |                   |
| Property, plant and equipment       | 2     | 4,014,978         | 4,010,384         |
| Investments in associates           | 3     | 638,929           | 356,656           |
| Deferred tax                        | 4     | 2,290,862         | 3,735,781         |
|                                     |       | <u>6,944,769</u>  | <u>8,102,822</u>  |
| <b>Current Assets</b>               |       |                   |                   |
| Inventories                         | 5     | 12,965            | 40,188            |
| Interest bearing receivable         | 6     | -                 | 42,400            |
| Trade and other receivables         | 7     | 1,816,951         | 1,580,410         |
| Cash and cash equivalents           | 8     | 13,080,023        | 14,467,362        |
|                                     |       | <u>14,909,939</u> | <u>16,130,360</u> |
| <b>Total Assets</b>                 |       | <u>21,854,708</u> | <u>24,233,182</u> |
| <b>Equity and Liabilities</b>       |       |                   |                   |
| <b>Equity</b>                       |       |                   |                   |
| Retained income                     |       | <u>7,865,670</u>  | <u>4,883,998</u>  |
| <b>Liabilities</b>                  |       |                   |                   |
| <b>Non-Current Liabilities</b>      |       |                   |                   |
| Finance lease liabilities           | 9     | <u>285,540</u>    | <u>347,180</u>    |
| <b>Current Liabilities</b>          |       |                   |                   |
| Finance lease liabilities           | 9     | 97,534            | 67,474            |
| Trade and other payables            | 10    | 1,965,399         | 4,184,448         |
| Deferred income                     | 11    | 9,619,125         | 12,765,851        |
| Intercompany account - Kei Cricket  |       | 2,021,440         | 1,066,911         |
| Bank overdraft                      | 8     | -                 | 917,320           |
|                                     |       | <u>13,703,498</u> | <u>19,002,004</u> |
| <b>Total Liabilities</b>            |       | <u>13,989,038</u> | <u>19,349,184</u> |
| <b>Total Equity and Liabilities</b> |       | <u>21,854,708</u> | <u>24,233,182</u> |

## Statement of Comprehensive Income

|                                       | Notes | 2016<br>R         | 2015<br>R         |
|---------------------------------------|-------|-------------------|-------------------|
| Revenue                               | 12    | 38,662,518        | 23,345,901        |
| Cost of sales                         | 13    | (3,037,808)       | (2,193,519)       |
| <b>Gross surplus</b>                  |       | <b>35,624,710</b> | <b>21,152,382</b> |
| Other income                          |       | -                 | 59,630            |
| Operating expenses                    |       | (31,831,925)      | (20,804,796)      |
| <b>Operating surplus</b>              |       | <b>3,792,785</b>  | <b>407,216</b>    |
| Investment revenue                    | 14    | 475,082           | 198,569           |
| Fair value adjustments                |       | (21,628)          | -                 |
| Share of profit/(loss) of associate   |       | 282,273           | 256,150           |
| Finance costs                         | 15    | (101,921)         | (476,428)         |
| <b>Surplus/(deficit) before tax</b>   |       | <b>4,426,591</b>  | <b>385,507</b>    |
| Taxation                              | 16    | (1,444,919)       | (29,106)          |
| <b>Surplus/(deficit) for the year</b> |       | <b>2,981,672</b>  | <b>356,401</b>    |

## Statement of Changes in Equity

|                                 | Retained<br>income<br>R | Total equity<br>R |
|---------------------------------|-------------------------|-------------------|
| <b>Balance at 01 May 2014</b>   | <b>4,527,597</b>        | <b>4,527,597</b>  |
| Profit for the year             | 356,401                 | 356,403           |
| <b>Balance at 30 April 2015</b> | <b>4,883,998</b>        | <b>4,884,000</b>  |
| Profit for the year             | 2,981,672               | 3,066,931         |
| <b>Balance at 30 April 2016</b> | <b>7,865,670</b>        | <b>7,950,931</b>  |



## Statement of Cash Flows

|   | Notes | 2016<br>R         | 2015<br>R         |
|---|-------|-------------------|-------------------|
| <b>Cash flows from operating activities</b>   |       |                   |                   |
| Cash (used in) generated from operations  | 18    | (139,679)         | 14,832,524        |
| Interest income   |       | 475,082           | 198,569           |
| Finance costs   |       | (101,921)         | (476,428)         |
| <b>Net cash from operating activities</b>   |       | <b>233,482</b>    | <b>14,554,665</b> |
| <b>Cash flows from investing activities</b>   |       |                   |                   |
| Purchase of property, plant and equipment   | 2     | (715,046)         | (457,182)         |
| Sale of property, plant and equipment   | 2     | 22,353            | 25,000            |
| Sale of financial assets  |       | (21,628)          | -                 |
| <b>Net cash from investing activities</b>   |       | <b>(714,321)</b>  | <b>(432,182)</b>  |
| <b>Cash flows from financing activities</b>   |       |                   |                   |
| Finance lease payments  |       | (31,580)          | 414,654           |
| Decrease in interest bearing receivable   |       | 42,400            | 60,000            |
| <b>Net cash from financing activities</b>   |       | <b>10,820</b>     | <b>474,654</b>    |
| <b>Net (decrease)/increase in cash, cash equivalents and bank overdrafts for the year</b> |       | <b>(470,019)</b>  | <b>14,597,137</b> |
| Cash, cash equivalents and bank overdrafts at the beginning of the year                   |       | 13,550,042        | (1,047,096)       |
| <b>Cash, cash equivalents and bank overdrafts at end of the year</b>                      | 8     | <b>13,080,023</b> | <b>13,550,041</b> |

## **Accounting Policies**

### **1. Presentation of annual financial statements**

The annual financial statements have been prepared in accordance with the International Financial Reporting Standard for Small and Medium-sized Entities, and the Companies Act 71 of 2008. The annual financial statements have been prepared on the historical cost basis, and incorporate the principal accounting policies set out below. They are presented in South African Rands.

These accounting policies are consistent with the previous period.

#### **1.1 Investments in associates**

Associates are all entities over which the group has significant influence but not control, generally accompanying a shareholding of between 20% and 50% of the voting rights.

Investments in associates are measured at cost less accumulated impairment losses, except for investments in associates for which there is a published price quotation, which are measured at fair value with changes to fair value recognised in profit or loss.

Investments in associates which are not held for sale, are accounted for at cost less accumulated impairment, and adjusted thereafter for the post-acquisition change in the investor's share of the net assets of the investee.

#### **1.2 Significant judgements and sources of estimation uncertainty**

In preparing the annual financial statements, management is required to make judgements, estimates and assumptions that affect the amounts represented in the annual financial statements and related disclosures. The estimates and associated assumptions are based on historical experience and other factors that are considered to be relevant. Actual results in the future could differ from these estimates which may be material to the annual financial statements.

#### **Key sources of estimation uncertainty**

The following are the key assumptions concerning the future, and other key sources of estimation uncertainty at the end of the reporting period, that have a significant risk of causing a material adjustment to the carrying amounts of assets and liabilities within the next financial year:

#### **1.3 Financial instruments**

When a financial asset or financial liability is recognised initially, it is measured at the transaction price (including transaction costs) unless the arrangement constitutes, in effect, a financing transaction.

#### **Financial instruments at amortised cost**

These include loans, trade receivables and trade payables. Those debt instruments which meet the criteria in section 11.8(b) of the standard, are subsequently measured at amortised cost using the effective interest method. Debt instruments which are classified as current assets or current liabilities are measured at the undiscounted amount of the cash expected to be received or paid, unless the arrangement effectively constitutes a financing transaction.

At each reporting date, the carrying amounts of assets held in this category are reviewed to determine whether there is any objective evidence of impairment. If there is objective evidence, the recoverable amount is estimated and compared with the carrying amount. If the estimated recoverable amount is lower, the carrying amount is reduced to its estimated recoverable amount, and an impairment loss is recognised immediately in profit or loss.

## **Accounting Policies**

### **1.3 Financial instruments (continued)**

#### **Financial instruments at cost**

Commitments to receive a loan are measured at cost less impairment.

Equity instruments that are not publicly traded and whose fair value cannot otherwise be measured reliably are measured at cost less impairment.

#### **Initial measurement**

Financial instruments are initially measured at the transaction price (including transaction costs except in the initial measurement of financial assets and liabilities that are measured at fair value through profit or loss) unless the arrangement constitutes, in effect, a financing transaction in which case it is measured at the present value of the future payments discounted at a market rate of interest for a similar debt instrument.

#### **Financial instruments at fair value**

All other financial instruments, including equity instruments that are publicly traded or whose fair value can otherwise be measured reliably, are measured at fair value through profit and loss.

#### **Trade receivables**

Trade receivables are recognised initially at the transaction price. They are subsequently measured at amortised cost using the effective interest method, less provision for impairment. A provision for impairment of trade receivables is established when there is objective evidence that the company will not be able to collect all amounts due according to the original terms of the receivables.

#### **Cash and cash equivalents**

Cash and cash equivalents include cash on hand, demand deposits and other short-term highly liquid investments with original maturities of three months or less. Bank overdrafts are shown as a current liability on the statement of financial position.

#### **Borrowings**

Borrowings are recognised initially at the transaction price (that is, the present value of cash payable to the bank, including transaction costs). Borrowings are subsequently stated at amortised cost. Interest expense is recognised on the basis of the effective interest method and is included in finance costs. Borrowings are classified as current liabilities unless the company has an unconditional right to defer settlement of the liability for at least 12 months after the reporting date.

Interest expense is recognised on the basis of the effective interest method and is included in finance costs.

#### **Trade Payables**

Trade payables are recognised initially at the transaction price and subsequently measured at amortised cost using the effective interest method.

Trade payables are obligations on the basis of normal credit terms and do not bear interest. Trade payables denominated in a foreign currency are translated into Rand using the exchange rate at the reporting date. Foreign exchange gains or losses are included in other income or other expenses.

#### **Loans to(from) group companies**

These include loans to and from holding companies, fellow subsidiaries, subsidiaries, joint ventures and associates and are recognised initially at fair value plus direct transaction costs.

Loans to group companies are classified as loans and receivables.

## Accounting Policies

### 1.4 Borrowing costs

Borrowing costs are recognised as an expense in the period in which they are incurred.

### 1.5 Property, plant and equipment

Property, plant and equipment are tangible items that are held for use in the production or supply of goods or services, or for rental to others or for administrative purposes; and are expected to be used during more than one period.

Property, plant and equipment is carried at cost less accumulated depreciation and accumulated impairment losses.

Cost include costs incurred initially to acquire or construct an item of property, plant and equipment and costs incurred subsequently to add to, replace part of, or service it. If a replacement cost is recognised in the carrying amount of an item of property, plant and equipment, the carrying amount of the replaced part is derecognised.

Depreciation is provided using the straight-line method to write down the cost, less estimated residual value over the useful life of the property, plant and equipment as follows:

| Item                               | Depreciation method | Average useful life   |
|------------------------------------|---------------------|---|
| Leasehold property                 | Straight line       | Over the period of the lease, which expires on 31 December 2020 |
| Plant and machinery                | Straight line       | 5 Years   |
| Furniture and fixtures             | Straight line       | 3 to 5 Years  |
| Motor vehicles                     | Straight line       | 5 Years   |
| Advertising board and IT equipment | Straight line       | 3 to 5 Years  |

If the major components of an item of property, plant and equipment have significantly different patterns of consumption of economic benefits, the cost of the asset is allocated to its major components and each such component is depreciated separately over its useful life.

### 1.6 Tax

#### Current tax assets and liabilities

Current tax for current and prior periods is, to the extent unpaid, recognised as a liability. If the amount already paid in respect of current and prior periods exceeds the amount due for those periods, the excess is recognised as an asset.

#### Deferred tax assets and liabilities

A deferred tax liability is recognised for all taxable temporary differences.

A deferred tax asset is recognised for all deductible temporary differences and for the carry forward of unused tax losses and unused tax credits.

#### Tax expenses

The tax expense for the period comprises current and deferred tax. Tax is recognised in profit or loss, except for a change attributable to an item of income or expense recognised as other comprehensive income or as equity, in which case it is also recognised directly in other comprehensive income or equity.

### 1.7 Inventories

Inventories are measured at the lower of cost and estimated selling price less costs to complete and sell, on the first-in, first-out (FIFO) basis.



## **Accounting Policies**

### **1.8 Share capital and equity**

Ordinary shares are classified as equity.

### **1.9 Revenue**

Revenue is recognised to the extent that the company has transferred the significant risks and rewards of ownership of goods to the buyer, or has rendered services under an agreement provided the amount of revenue can be measured reliably and it is probable that economic benefits associated with the transaction will flow to the company. Revenue is measured at the fair value of the consideration received or receivable, excluding sales taxes and discounts.

Interest is recognised, in profit or loss, using the effective interest rate method.

Dividends are recognised, in profit or loss, when the company's right to receive payment has been established.

Grants that do not impose specific future performance conditions on the recipient is recognised as grant revenue only when the grant proceeds are receivable.

Grants that impose specific future performance conditions on the recipient are recognised as grant revenue only when the performance conditions are met (such as when the expenditure related to projects is incurred).

### **1.10 Deferred income**

Deferred income comprises of unutilised funds received from various sources for specific use in the development of cricket within the Eastern Cape (Grants received before the recognition criteria is satisfied, are recognised as deferred income (liability). Direct expenditure is applied against the specific funds available,

## Notes to the Annual Financial Statements

2016  
R

2015  
R

### 2. Property, plant and equipment

|                        | 2016             |                          |                  | 2015             |                          |                  |
|------------------------|------------------|--------------------------|------------------|------------------|--------------------------|------------------|
|                        | Cost             | Accumulated depreciation | Carrying value   | Cost             | Accumulated depreciation | Carrying value   |
| Leasehold property     | 6,184,195        | (3,173,154)              | 3,011,041        | 6,184,195        | (2,732,295)              | 3,451,900        |
| Plant and machinery    | 507,171          | (496,296)                | 10,875           | 507,171          | (489,810)                | 17,361           |
| Furniture and fixtures | 1,188,160        | (702,138)                | 486,022          | 724,589          | (644,146)                | 80,443           |
| Motor vehicles         | 559,394          | (270,739)                | 288,655          | 559,394          | (195,437)                | 363,957          |
| IT equipment           | 799,197          | (580,812)                | 218,385          | 582,002          | (510,025)                | 71,977           |
| Kitchen equipment      | 323,009          | (323,009)                | -                | 323,009          | (302,988)                | 20,021           |
| Sport equipment        | 56,893           | (56,893)                 | -                | 56,893           | (52,168)                 | 4,725            |
| Advertising boards     | 18,416           | (18,416)                 | -                | 18,416           | (18,416)                 | -                |
| <b>Total</b>           | <b>9,636,435</b> | <b>(5,621,457)</b>       | <b>4,014,978</b> | <b>8,955,669</b> | <b>(4,945,285)</b>       | <b>4,010,384</b> |

#### Reconciliation of property, plant and equipment - 2016

|                        | Opening balance  | Additions      | Disposals       | Depreciation     | Total            |
|------------------------|------------------|----------------|-----------------|------------------|------------------|
| Leasehold property     | 3,451,900        | -              | -               | (440,859)        | 3,011,041        |
| Plant and machinery    | 17,361           | -              | -               | (6,486)          | 10,875           |
| Furniture and fixtures | 80,443           | 464,486        | -               | (57,992)         | 486,938          |
| Motor vehicles         | 363,957          | -              | -               | (75,302)         | 288,655          |
| IT equipment           | 71,977           | 250,560        | (22,353)        | (82,715)         | 217,469          |
| Kitchen equipment      | 20,021           | -              | -               | (20,021)         | -                |
| Sports equipment       | 4,725            | -              | -               | (4,725)          | -                |
|                        | <b>4,010,384</b> | <b>715,046</b> | <b>(22,353)</b> | <b>(688,100)</b> | <b>4,014,978</b> |

#### Reconciliation of property, plant and equipment - 2015

|                        | Opening balance  | Additions      | Disposals       | Depreciation     | Total            |
|------------------------|------------------|----------------|-----------------|------------------|------------------|
| Leasehold property     | 3,892,760        | -              | -               | (440,860)        | 3,451,900        |
| Plant and machinery    | 25,741           | -              | -               | (8,380)          | 17,361           |
| Furniture and fixtures | 126,760          | 12,142         | -               | (58,459)         | 80,443           |
| Motor vehicles         | 51,028           | 376,507        | (10,839)        | (52,739)         | 363,957          |
| IT equipment           | 59,409           | 68,533         | -               | (55,965)         | 71,977           |
| Kitchen equipment      | 60,587           | -              | -               | (40,566)         | 20,021           |
| Sport equipment        | 12,826           | -              | -               | (8,101)          | 4,725            |
|                        | <b>4,229,111</b> | <b>457,182</b> | <b>(10,839)</b> | <b>(665,070)</b> | <b>4,010,384</b> |

### 3. Investments in associates

| Name of company                          | % holding 2016 | % holding 2015 | Carrying amount 2016 | Carrying amount 2015 |
|--|----------------|----------------|----------------------|----------------------|
| Cricket Eastern Cape Proprietary Limited | 50.00%         | 50.00%         | 638,929              | 356,656              |

## Notes to the Annual Financial Statements

|  | 2016<br>R        | 2015<br>R        |
|--|------------------|------------------|
| <b>3. Investments in associates (continued)</b>  |                  |                  |
| The associate is an entity over which Border Cricket Section 21 Company has significant influence, as it has the power to participate in the financial operating policy decisions of the investee but does not control these policies. |                  |                  |
| The remaining 50% shareholder of Cricket Eastern Cape Proprietary Limited is Eastern Cape Jumbos Proprietary Limited. There is an agreement whereby both companies have influence over the operating policies of the company.          |                  |                  |
| <b>4. Deferred tax</b>   |                  |                  |
| <b>Deferred tax asset / (liability)</b>  |                  |                  |
| Temporary difference on provisions   | 239,031          | 87,801           |
| Temporary differences on deferred revenue  | 396,251          | 783,361          |
| Temporary differences on property, plant and equipment   | 890,123          | 766,682          |
| Assessed loss  | 765,457          | 2,097,937        |
| <b>Total deferred tax asset / (liability)</b>  | <b>2,290,862</b> | <b>3,735,781</b> |
| <b>Reconciliation of deferred tax asset / (liability)</b>  |                  |                  |
| At beginning of year - Deferred tax asset  | 3,735,781        | 3,764,887        |
| Fair value adjustment on financial asset   | -                | 12,055           |
| Timing differences in provisions   | 151,230          | (87,792)         |
| Originating temporary differences on deferred revenue  | (387,110)        | 502,365          |
| Originating temporary difference on tangible fixed assets  | 123,440          | 123,441          |
| Decrease in tax losses available for set off against future taxable income   | (1,332,479)      | (579,175)        |
|  | <b>2,290,862</b> | <b>3,735,781</b> |
| <b>5. Inventories</b>  |                  |                  |
| Bars and catering  | 12,965           | 40,188           |
| <b>6. Interest bearing receivable</b>  |                  |                  |
| <b>Gross investment in the lease due</b>   |                  |                  |
| - within one year  | -                | 42,400           |
| <b>Present value of minimum lease payments due</b>   |                  |                  |
| - within one year  | -                | 42,400           |
| <b>7. Trade and other receivables</b>  |                  |                  |
| Trade receivables  | 1,108,414        | 653,829          |
| Prepayments  | 20,335           | 11,228           |
| Deposits   | 7,700            | 7,700            |
| VAT  | -                | 10,902           |
| Accrued income   | 680,502          | 896,751          |
|  | <b>1,816,951</b> | <b>1,580,410</b> |

## Notes to the Annual Financial Statements

|  | 2016<br>R         | 2015<br>R         |
|--|-------------------|-------------------|
| <b>8. Cash and cash equivalents</b>                |                   |                   |
| Cash and cash equivalents consist of:              |                   |                   |
| Bank balances - Tshabo Lotto project               | 8,244,600         | 14,322,972        |
| FNB Money Market investment                        | 3,066,525         | -                 |
| Bank balances - other                              | 1,768,898         | 144,390           |
| Bank overdraft                                     | -                 | (917,320)         |
|  | <b>13,080,023</b> | <b>13,550,042</b> |
| Current assets                                     | 13,080,023        | 14,467,362        |
| Current liabilities                                | -                 | (917,320)         |
|  | <b>13,080,023</b> | <b>13,550,042</b> |
| <b>9. Finance lease liabilities</b>                |                   |                   |
| <b>Minimum lease payments due</b>                  |                   |                   |
| - within one year                                  | 117,597           | 113,774           |
| - in second to fifth year inclusive                | 331,837           | 445,610           |
|  | 449,434           | 559,384           |
| less: future finance charges                       | (66,360)          | (144,730)         |
| <b>Present value of minimum lease payments</b>     | <b>383,074</b>    | <b>414,654</b>    |
| <b>Present value of minimum lease payments due</b> |                   |                   |
| - within one year                                  | 97,534            | 67,474            |
| - in second to fifth year inclusive                | 285,540           | 347,180           |
|  | <b>383,074</b>    | <b>414,654</b>    |
| Non-current liabilities                            | 285,540           | 347,180           |
| Current liabilities                                | 97,534            | 67,474            |
|  | <b>383,074</b>    | <b>414,654</b>    |
| <b>10. Trade and other payables</b>                |                   |                   |
| Trade payables                                     | 628,607           | 3,347,202         |
| VAT  | 291,526           | -                 |
| Other payables                                     | 226,490           | 198,165           |
| Accrued expenses                                   | 818,776           | 639,078           |
|  | <b>1,965,399</b>  | <b>4,184,445</b>  |
| <b>11. Deferred income</b>                         |                   |                   |
| Deferred income relates to current liabilities.    |                   |                   |



## Notes to the Annual Financial Statements

|  | 2016<br>R         | 2015<br>R         |
|--|-------------------|-------------------|
| <b>11. Deferred income (continued)</b> |                   |                   |
| Opening balance                        | 12,765,851        | 1,003,559         |
| Receipts during the year               | 9,322,941         | 17,535,436        |
| Utilised during the year               | (12,469,667)      | (5,773,144)       |
|  | <b>9,619,125</b>  | <b>12,765,851</b> |
| <b>12. Revenue</b>                     |                   |                   |
| Cricket South Africa                   | 14,452,793        | 8,231,290         |
| Grants received                        | 2,386,862         | 1,482,695         |
| Hosting fees                           | 2,337,126         | 2,288,902         |
| Rendering of services                  | 1,078,150         | 481,215           |
| Sale of goods                          | 6,305,133         | 5,582,592         |
| Tshabo facility                        | 12,102,454        | 5,179,207         |
|  | <b>38,622,518</b> | <b>23,345,901</b> |
| <b>13. Cost of sales</b>               |                   |                   |
| <b>Sale of goods</b>                   |                   |                   |
| Cost of goods sold                     | 879,215           | 682,148           |
| <b>Rendering of services</b>           |                   |                   |
| Cost of services                       | 2,158,593         | 1,511,371         |
|  | <b>3,037,808</b>  | <b>2,193,519</b>  |
| <b>14. Investment revenue</b>          |                   |                   |
| <b>Finance income</b>                  |                   |                   |
| Interest from financial assets         | <b>475,082</b>    | <b>198,569</b>    |

## Notes to the Annual Financial Statements

|   | 2016<br>R        | 2015<br>R         |
|---|------------------|-------------------|
| <b>15. Finance costs</b>                                  |                  |                   |
| Interest charged on overdraft                             | 25,882           | 152,340           |
| Other interest charged                                    | 76,039           | 324,088           |
|   | <b>101,921</b>   | <b>476,428</b>    |
| <b>16. Taxation</b>                                       |                  |                   |
| <b>Major components of the tax expense</b>                |                  |                   |
| <b>Deferred</b>   |                  |                   |
| Originating and reversing temporary differences           | 1,444,919        | 29,106            |
| <b>Reconciliation of the tax expense</b>                  |                  |                   |
| Reconciliation between accounting profit and tax expense. |                  |                   |
| Accounting profit   | 4,426,591        | 385,509           |
| Tax at the applicable tax rate of 28% (2015: 28%)         | 1,239,445        | 107,942           |
| <b>Tax effect of adjustments on taxable income</b>        |                  |                   |
| Capital gains tax   | -                | (7,679)           |
| Expenses not deductible in determining taxable surplus    | 284,510          | 565               |
| Exempt income   | (79,036)         | (71,722)          |
|   | <b>1,444,919</b> | <b>29,106</b>     |
| <b>17. Auditor's remuneration</b>                         |                  |                   |
| Fees  | 89,266           | 88,988            |
| <b>18. Cash (used in) generated from operations</b>       |                  |                   |
| Profit before taxation                                    | 4,426,591        | 385,507           |
| <b>Adjustments for:</b>                                   |                  |                   |
| Depreciation  | 688,100          | 665,070           |
| Profit on sale of assets                                  | -                | (14,162)          |
| Income from equity accounted investments                  | (282,273)        | (256,150)         |
| Interest received   | (475,082)        | (198,569)         |
| Finance costs   | 101,921          | 476,428           |
| Fair value adjustments                                    | 21,628           | -                 |
| <b>Changes in working capital:</b>                        |                  |                   |
| Inventories   | 27,223           | 33,452            |
| Trade and other receivables                               | (236,541)        | (942,100)         |
| Trade and other payables                                  | (2,219,050)      | 1,853,845         |
| Deferred income   | (3,146,726)      | 11,762,292        |
| Intercompany account - Kei Cricket                        | 954,530          | 1,066,911         |
|   | <b>(139,679)</b> | <b>14,832,524</b> |

## Notes to the Annual Financial Statements

|  | 2016<br>R        | 2015<br>R        |
|--|------------------|------------------|
| <b>19. Related parties</b>   |                  |                  |
| Cricket South Africa   |                  |                  |
| Cricket Eastern Cape – Associate                                   |                  |                  |
| Kei Cricket  |                  |                  |
| <b>Related party balances</b>                                      |                  |                  |
| <b>Amount owing (to) by related parties</b>                        |                  |                  |
| Cricket Eastern Cape – Trade receivables                           | 103,270          | 347,855          |
| Cricket Eastern Cape – Trade payables                              | -                | (131,900)        |
| Cricket South Africa – Trade receivables                           | 29,429           | 81,919           |
| Cricket South Africa – Trade payables                              | -                | -                |
| Kei Cricket Board  | (2,035,019)      | (1,066,911)      |
| <b>Related party transactions</b>                                  |                  |                  |
| <b>Purchases from (sales to) related parties</b>                   |                  |                  |
| Sales to Cricket Eastern Cape                                      | (1,122,900)      | (1,331,848)      |
| Purchases from Cricket Eastern Cape                                | 1,289,444        | 131,900          |
| Sales to Cricket South Africa                                      | (21,009,886)     | (11,336,697)     |
| Purchases from Cricket South Africa                                | 489,476          | -                |
| <b>Administration fees paid to (received from) related parties</b> |                  |                  |
| Kei Cricket Board  | 448,729          | 418,603          |
| <b>Compensation to directors and other key management</b>          |                  |                  |
| Chief Executive Officer – T Booï                                   | 1,145,755        | 1,177,879        |
| Chairman – TM Ganda  | 9,600            | 8,400            |
|  | <u>1,155,355</u> | <u>1,186,279</u> |

## 20. Contingent liability

Border Cricket is currently involved as the defendant in a labour dispute with a previous employee. The matter is scheduled for review in October 2016. The directors of Border Cricket believe that Border Cricket will be acquitted of all charges

Estimated costs should Border Cricket be unsuccessful  
R 578,774

## Detailed Income Statement

|                                     | Notes | 2016<br>R           | 2015<br>R           |
|-------------------------------------|-------|---------------------|---------------------|
| <b>Revenue</b>                      |       |                     |                     |
| Cricket South Africa                |       | 14,452,793          | 8,231,290           |
| Grants received                     |       | 2,386,862           | 1,482,695           |
| Hosting fees                        |       | 2,337,126           | 2,388,902           |
| Rendering of services               |       | 1,078,150           | 481,215             |
| Sale of goods                       |       | 6,305,133           | 5,582,592           |
| Tshabo facility                     |       | 12,102,454          | 5,179,207           |
|                                     |       | <b>38,662,518</b>   | <b>23,345,901</b>   |
| <b>Cost of sales</b>                |       |                     |                     |
| Opening stock                       |       | (40,188)            | (73,640)            |
| Purchases                           |       | (3,010,585)         | (2,160,066)         |
| Closing stock                       |       | 12,965              | 40,188              |
|                                     |       | <b>(3,037,808)</b>  | <b>(2,193,519)</b>  |
| <b>Gross surplus</b>                |       | <b>35,624,710</b>   | <b>21,152,382</b>   |
| <b>Other income</b>                 |       |                     |                     |
| Administration income               |       | -                   | 45,468              |
| Interest received                   |       | 475,082             | 198,569             |
| Gains on disposal of assets         |       | -                   | 14,162              |
| Share of profit of associate        |       | 282,273             | 256,150             |
|                                     |       | <b>757,355</b>      | <b>514,349</b>      |
| <b>Expenditure</b>                  |       | <b>(31,831,925)</b> | <b>(20,804,792)</b> |
| <b>Operating surplus/(deficit)</b>  |       | <b>4,550,140</b>    | <b>861,939</b>      |
| Finance costs                       |       | (101,921)           | (476,429)           |
| Fair value adjustment               |       | (21,628)            | -                   |
| <b>Surplus/(deficit) before tax</b> |       | <b>4,426,591</b>    | <b>385,511</b>      |
| Taxation                            |       | (1,444,919)         | (29,106)            |
| <b>Surplus/(deficit) after tax</b>  |       | <b>2,981,672</b>    | <b>356,405</b>      |

The supplementary information presented does not form part of the annual financial statements and is unaudited



## Detailed Income Statement

|                                   | Notes | 2016<br>R         | 2015<br>R         |
|-----------------------------------|-------|-------------------|-------------------|
| <b>Operating expenses</b>         |       |                   |                   |
| Academy                           |       | 304,735           | 152,611           |
| Administration communications     |       | 212,698           | 160,588           |
| Administration operations         |       | 174,970           | 122,078           |
| Amateur operational expenditure   |       | 8,274             | 7,621             |
| Auditor's remuneration            |       | 89,266            | 88,988            |
| Bad debts                         |       | 47,305            | 90,659            |
| Bank charges                      |       | 80,671            | 113,355           |
| Board and member expenses         |       | 74,294            | 39,269            |
| Bursaries                         |       | 30,000            | 15,000            |
| Capping function                  |       | 1,130             | 1,541             |
| Club cricket                      |       | 919,681           | 244,998           |
| Coach education                   |       | 75,773            | 50,015            |
| Cricket weeks                     |       | 494,603           | 370,098           |
| Depreciation                      |       | 688,100           | 665,070           |
| Employee costs                    |       | 7,202,998         | 6,524,779         |
| Fines and penalties               |       | -                 | 250               |
| Grant expenditure                 |       | 1,029,980         | 204,732           |
| Grounds expenditure               |       | 337,797           | 217,219           |
| High performance                  |       | -                 | 301,876           |
| Hire                              |       | 114,095           | 94,661            |
| Hospitality expenditure           |       | 134,202           | 252,061           |
| Hubs                              |       | 292,680           | 244,868           |
| IT and database maintenance costs |       | 174,204           | 118,594           |
| Insurance                         |       | 196,622           | 180,450           |
| KFC mini cricket                  |       | 192,072           | 242,289           |
| Legal expenses                    |       | 157,005           | 162,510           |
| Lotto                             |       | 104,724           | -                 |
| Marketing expenditure             |       | 195,095           | 177,102           |
| Match hosting expenditure         |       | 1,183,593         | 899,210           |
| Meetings and workshop             |       | 29,045            | 26,778            |
| Motor vehicle expenses            |       | 25,140            | 24,760            |
| Recruitment costs                 |       | 390               | -                 |
| Regional performance centres      |       | 212,759           | -                 |
| Rural cricket                     |       | 579,879           | 606,857           |
| Schools cricket                   |       | 243,293           | 211,943           |
| Scorers                           |       | 146,668           | 106,618           |
| Security                          |       | 358,276           | 394,183           |
| Selectors                         |       | 14,889            | 3,350             |
| Semi-professional team            |       | 1,881,421         | 1,861,408         |
| Special schools - CSA             |       | 513,500           | 475,000           |
| Stadium repairs and maintenance   |       | 449,322           | 379,598           |
| Staff training                    |       | 11,701            | 8,112             |
| Subscriptions                     |       | 14,482            | 22,372            |
| Tshabo expenditure                |       | 9,961,369         | 3,235,723         |
| U15 week                          |       | 1,026,480         | 8,853             |
| USSA B week                       |       | 462,328           | 540,208           |
| Umpires                           |       | 404,000           | 332,709           |
| Utilities                         |       | 738,624           | 629,081           |
| Womens' cricket                   |       | 241,792           | 194,751           |
|                                   |       | <u>31,831,925</u> | <u>20,804,796</u> |

The supplementary information presented does not form part of the annual financial statements and is unaudited



**BORDER  
CRICKET**

**Border Cricket NPC**

Buffalo Park Cricket Ground

Buffalo Park Drive, East London, 5201

PO Box 803, East London, 5200

Telephone: 043 7437757 | Facsimile: 043 7433293

Email: [bev@bordercricket.co.za](mailto:bev@bordercricket.co.za)



Border Cricket and Buffalo Park



bordercricket



bordercricket.co.za